

Exquisite corpse

A game in which each participant takes turns writing or drawing on a sheet of paper, folding it to conceal his or her contribution, and then passing it to the next player for a further contribution. The game gained popularity in artistic circles during the 1920s when it was adopted as a technique by artists of the Surrealist movement to generate collaborative compositions.

- **Take a piece of paper and fold it into four equal parts.**
- **Draw or collage on the top section of the paper** to create the head of an imaginary character. Use whatever materials you have around you.
- **Fold your image back to conceal it.** Extend the lines of your character's neck over the edge of the fold so that your collaborator will know how to connect their image to yours.
- **Pass the paper on to a friend or family member.** Keep your image hidden and have them add a body to your figure in the middle section of the page.
- **Repeat!** Pass the paper to a third person, concealing the first two sections of the page, and have them add the legs. Then hide that section and pass to a fourth person to add the feet. Remember to draw lines over the fold into each new section so the following person knows where to start.
- **Unfold the page and reveal your collaborative image.**

EXQUISITE CORPS


This selection contains information about “Exquisite Corps” activities which can be done by text, drawing, collage or even music.


In the context of our cahier we focus first on an idea of Foster + Partners architects about drawing a ‘Fantastical Skyscraper’ together with 4 different participants :

Fantastical Skyscraper



Fantastical Skyscraper





Cadavre exquis is similar to the old parlour game consequences – in which players write in turn on a sheet of paper, fold to conceal what they have written, and pass it on to the next player – but adapted so that parts of the body are drawn instead.

It was invented in 1925 in Paris by the surrealists Yves Tanguy, Jacques Prévert, André Breton and Marcel Duchamp. The name 'cadavre exquis' was derived from a phrase that resulted when they first played the game, 'le cadavre exquis boira le vin nouveau' ('the exquisite corpse will drink the new wine').

Cadavre exquis

Inventé par les surréalistes vers 1925, ce jeu consiste à écrire un texte à plusieurs. Pour que cela soit drôle, chacun écrit en secret un mot sur un papier qu'il plie et passe à son voisin, qui répète l'opération et ainsi de suite. Le nom de "cadavre exquis" vient de la première phrase obtenue grâce à ce jeu : "Le cadavre - exquis - boira - le vin - nouveau."

"Exquisite Corpse is a collaborative poetry game that traces its roots to the Parisian Surrealist Movement. Exquisite Corpse is played by several people, each of whom writes a word on a sheet of paper, folds the paper to conceal it, and passes it on to the next player for his or her contribution. [...] The only hard and fast rule of Exquisite Corpse is that each participant is unaware of what the others have written, thus producing a surprising—sometimes absurd—yet often beautiful poem. Exquisite Corpse is a great way to collaborate with other poets, and to free oneself from imaginative constraints or habits. Remember, many of the most effective phrases or metaphors are those that are most surprising."

THE EXQUISITE CORPSE

For a minimum of three players.

The players sit around a table and each writes on a sheet of paper a definite or indefinite article and an adjective, making sure their neighbours cannot see them. The sheets are folded so as to conceal the words, and passed round to the next player. Each player then writes a noun, conceals it, and the process is repeated with a verb, another definite or indefinite article and adjective, and finally another noun. The paper is unfolded and the sentences read out. Players may agree small changes to ensure grammatical consistency.

This is the simplest version of the game, more complicated sentence structures can be agreed beforehand.

The game acquired its name from the first sentence obtained in this way:

The exquisite corpse shall drink the new wine.

Further examples:

The wounded women disturb the guillotine with blond hair.

Caraco is a lovely bitch: lazy as a dormouse and gloved in glass so as not to have to do a thing, she strings pearls to pay the piper.

The avenged topaz shall devour with kisses the paralytic of Rome.

The flame-coloured breast surpasses by one step, one finger, one mouthful, the melodious breasts.

The endless sex sleeps with the orthodox tongue.

Exquisite corpse

Exquisite corpse (from the original French term *cadavre exquis*, literally **exquisite cadaver**) is a method by which a collection of words or images is collectively assembled. Each collaborator adds to a composition in sequence, either by following a rule (e.g., "The adjective noun adverb verb the adjective noun." as in "The green duck sweetly sang the dreadful dirge.") or by being allowed to see only the end of what the previous person contributed.

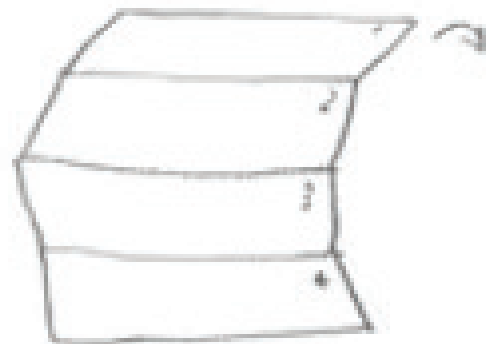
https://en.wikipedia.org/wiki/Exquisite_corpse

EXQUISITE CORPSE

A SURREALIST ACTIVITY BASED ON AN OLD PARLOUR GAME CALLED CONSEQUENCES.

WHAT YOU NEED
2-4 PEOPLE
PAPER
PENCILS
COLOURED PENCILS

1. FOLD YOUR PAPER INTO FOUR EQUAL PARTS



2. FOLD IT ONTO ITSELF SO THAT YOU ONLY SEE THE TOP PART.



3. THE FIRST PERSON SHOULD DRAW A HEAD ON PART 1 AND LEAVE A NECK LINE ON PART 2.



TO FOLD THE PAPER EACH TIME, IT'S IMPORTANT THAT YOU DON'T SEE ANY PREVIOUS DRAWINGS AS IT SPILLS THE SURPRISE!



4. NOW PASS THE PAPER TO THE NEXT PERSON. WITHOUT LOOKING AT PART 1, DRAW A BODY ON PART 2 AND LEAVE A BODY LINE ON PART 3.



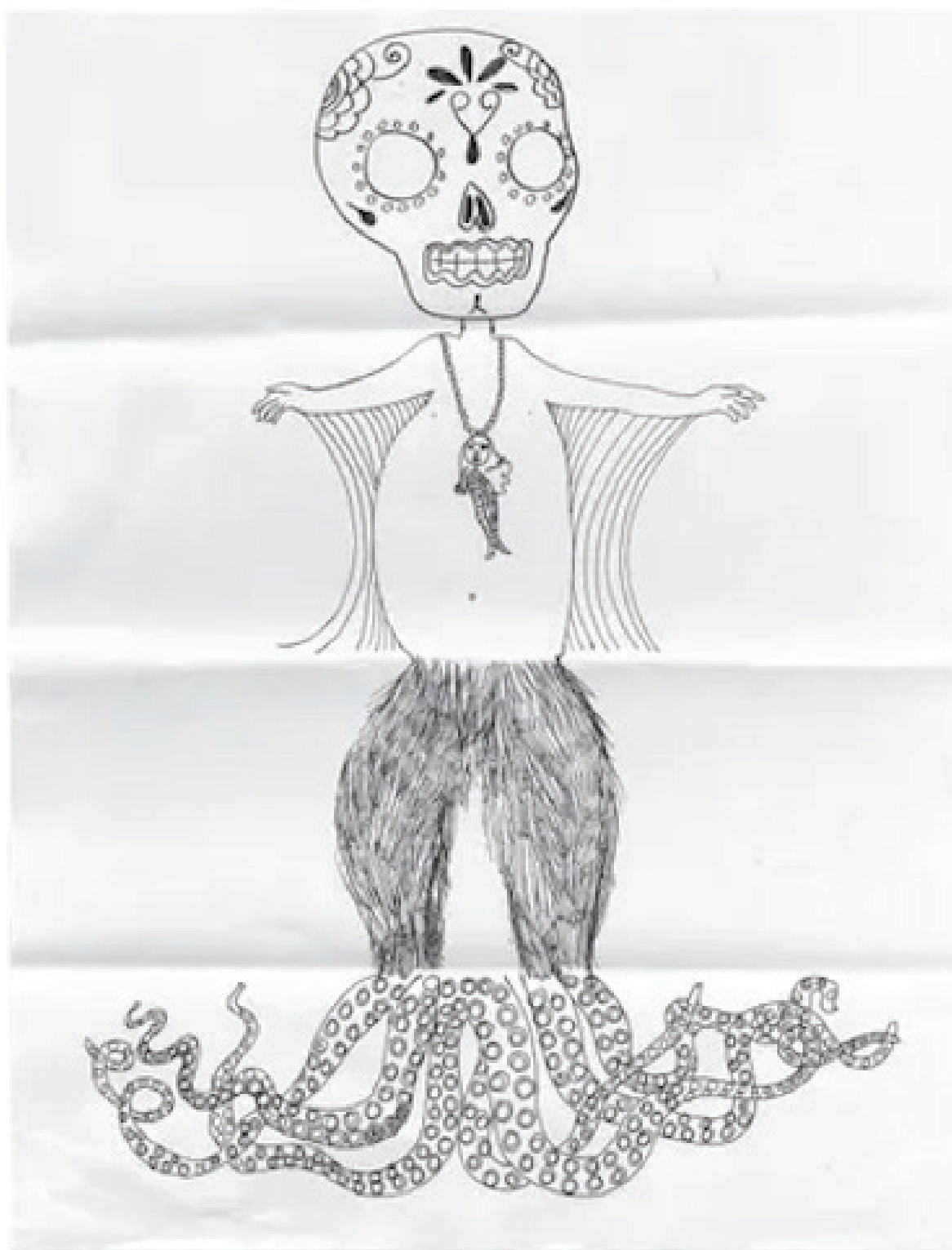
5. PASS THE PAPER TO THE NEXT PERSON, WHO WILL ADD LEGS ON PART 3 AND LEAVE LEG LINES ON PART 4.



6. FINALLY, WITHOUT LOOKING AT ANY OF THE OTHER DRAWINGS, THE LAST PERSON WILL DRAW THE REST OF THE LEGS AND FEET.



OPEN TO REVEAL YOUR STRANGE PERSON!



YOU CAN DO VARIATIONS WITH DIFFERENT SUBJECTS OR THINGS. TRY ANIMALS,
MYTHICAL CREATURES AND OBJECTS. YOU CAN ALSO VARY HOW YOU FOLD THE PAPER.

Exquis cadavres...

Objectifs

Travail collectif
Développer l'imagination

Matériel

1/2 raisin Canson blanc
Crayon à papier HB
Boîte de feutres

Durée

1 heure

Déroulement

Chaque élève reçoit une feuille 1/2 raisin, la plie en quatre parties égales numérotées en haut à droite (fig.1).

L'enseignant constitue des groupes de quatre élèves.

L'élève n° 1 dessine une tête imaginaire dans la case n°1 ; puis il plie la partie dessinée de la feuille en laissant deux repères à la base du cou (fig.2).

Sans regarder, l'élève n° 2 continue le buste et dessine une partie des bras. Il laisse dépasser des repères, correspondant au buste et aux bras (fig.3)...

L'élève n° 3 dessine le bassin et le début des jambes du personnage (fig.4)...

L'élève n° 4 finit le personnage en dessinant le bas des jambes et les pieds (fig.5).

On déplie le dessin pour découvrir un personnage hétéroclite (fig.6).

***Remarque :** tous les groupes dessinent en même temps ; l'enseignant donne le signal pour faire passer la feuille.
Bien vérifier la présence des repères.
Mélanger humains et animaux.*






Fig. 1




Fig. 2

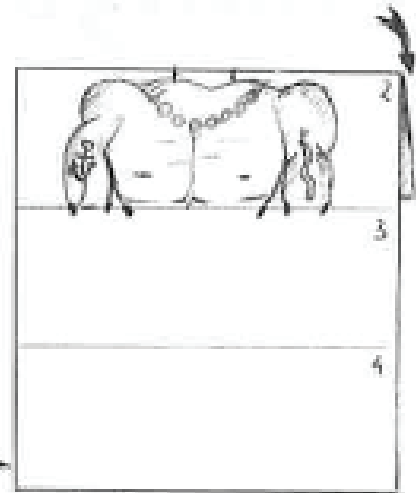


Fig. 3

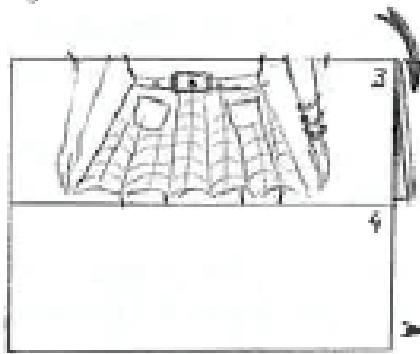


Fig. 4

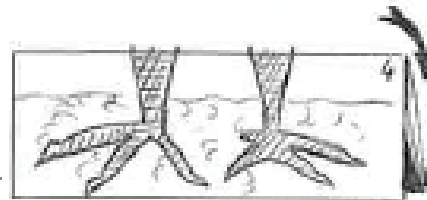


Fig. 5

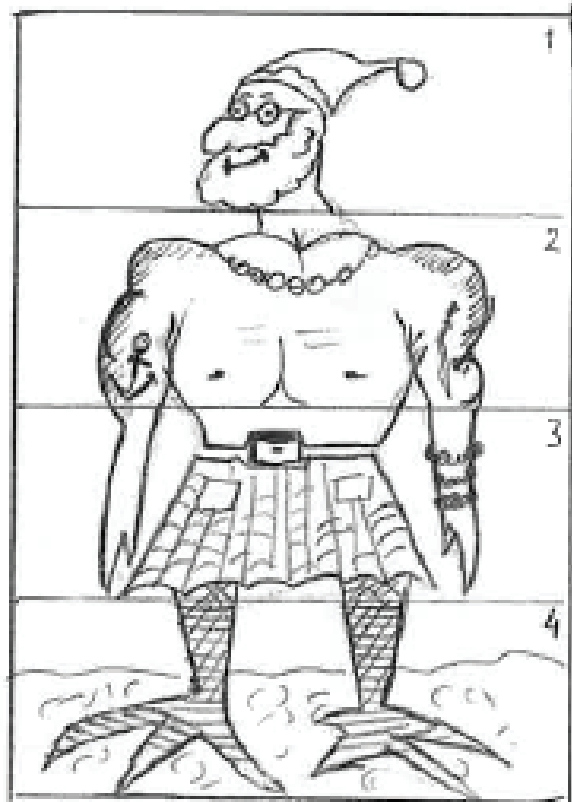
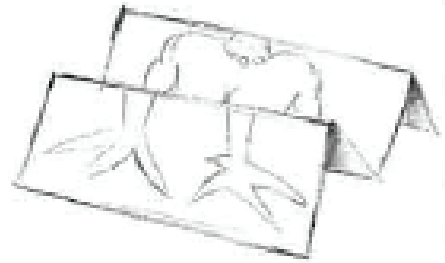



Fig. 6



WHAT YOU DO

1. Fold the cover paper and all the sheets of copier paper in half so that each folded sheet is 5½ inches by 8½ inches (22 by 28 cm).
2. Decide whether you want to make pictures or a story for your exquisite corpse. If you want to make pictures, decide how you want to divide the

body: into head and neck, shoulders and chest and arms, hips and legs and feet (three parts), or into head and neck, shoulders and chest and arms, hips, legs, feet (five parts).

If you want to make a story exquisite corpse, decide on parts, for example: describe the setting, introduce a character, make that character



Vier Künstler in Paris im Jahr 1927 in einem Straßencafé an einem schönen Sommertag...

Sie kommen auf die Idee, ein verrücktes Zeichenspiel zu machen.



Schauen wir

dem ersten Künstler über die Schulter.

Er zeichnet einen Kopf. Dann faltet er den oberen Teil des Blattes, so dass nur noch ein Stück vom Hals zu sehen ist.



Der zweite Künstler setzt den Oberkörper an, ohne zu wissen, was sein Freund vorher gezeichnet hat. Auch er faltet die Zeichnung und gibt sie weiter.

Er muss den Unterkörper zeichnen.

Der vierte gibt der Figur noch Beine und Füße. Dabei kommt ihm eine Idee...



Gemeinschaftsarbeit von Victor Brauner, André Breton, Jacques Herold, Yves Tanguy.

GROEPSWERK

van Victor Brauner, André Breton, Jacques Herold en Yves Tanguy.

Op een mooie zomerdag in 1927 zaten vier kunstenaars gezellig samen op een terrasje van een Parijs café. Zij kwamen op het idee om een 'teken'spelletje te doen.

Laten we meekijken over de schouder van de eerste kunstenaar. Hij tekent een hoofd en vouwt dan het bovenste deel van het blad toe zodat er alleen een heel klein stukje van de hals zichtbaar is. De tweede kunstenaar tekent het bovenlichaam zonder te weten hoe het hoofd eruit ziet. Hij vouwt zijn tekening toe en geeft het aan de derde kunstenaar die het onderlichaam tekent. De vierde tekent de benen en de voeten. En voegt er nog een fantasietje aan toe.

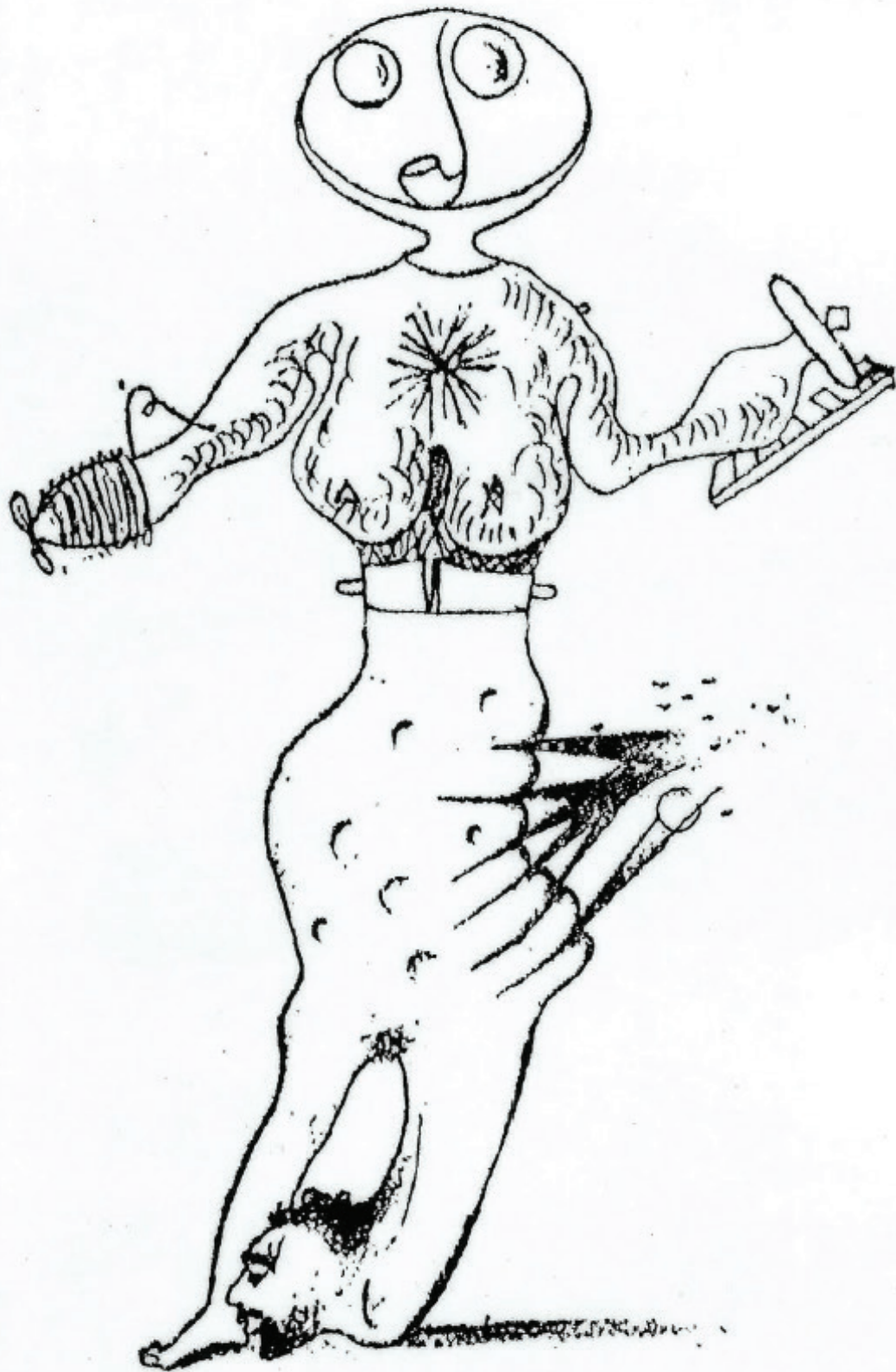
Ziehier het resultaat!

TRAVAIL DE GROUPE



de Victor Brauner, André Breton, Jacques Herold et Yves Tanguy.

Un beau jour d'été de 1927, quatre artistes étaient attablés en terrasse d'un café parisien. L'idée leur vint d'inventer un «jeu à dessiner». Regardons discrètement par-dessus l'épaule du premier artiste. Il dessine une tête et replie ensuite la partie supérieure de la feuille, de sorte qu'on n'aperçoit qu'une toute partie du cou. Le deuxième artiste dessine alors un torse, sans savoir à quoi la tête ressemble. Il replie à son tour son dessin et le passe au troisième artiste, qui dessine alors les hanches. Le quatrième dessinera ensuite les jambes et les pieds, en ajoutant encore un détail comique.


Regarde ci-contre le résultat!




Gemeinschaftsarbeit von
Victor Brauner, André Breton,
Jaques Herold, Yves Tanguy.




André Breton, Jacqueline Lamba, Yves Tanguy – Cadavre exquis, 1938



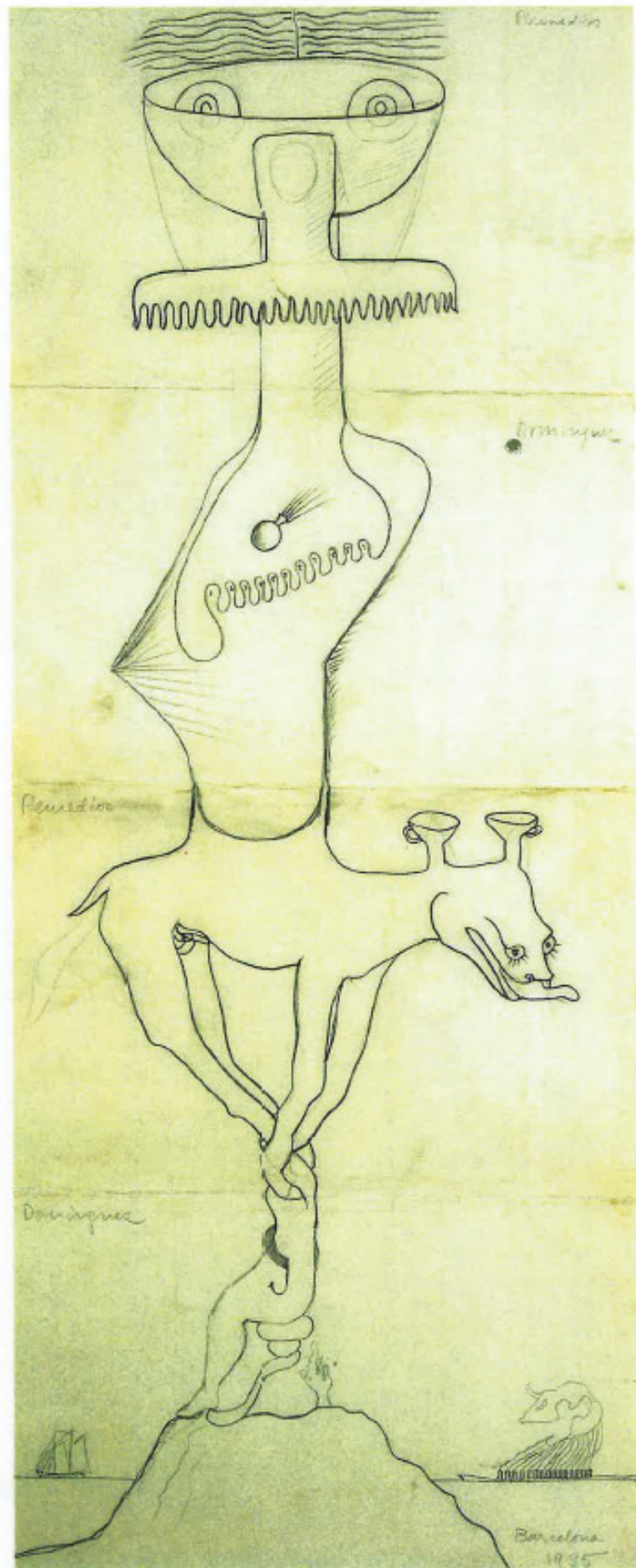
Exquisite Corpse (1938)
André Breton, Jacqueline Lamba, Tanguy.



Victor Brauner, Jacques Hérold, Violette Hérold, Yves Tanguy and Raoul Ubac, "Untitled 'Cadavre exquis' ('Exquisite Corpse')", 1938. Graphite and collage on paper, 10 3/8 x 8 1/16". Collection of Howard and Maureen Miller, Pennsylvania.



George Hugnet, Yves Tanguy, Germaine Hugnet, Jeanette Tanguy, *Exquisite Corpse*, n.d. © 2018 Estate of Yves Tanguy / Artists Rights Society (ARS), New York. Courtesy of the Art Institute of Chicago.







PAUL NOUGÉ, RENÉ MAGRITTE, "CADAVRE EXQUIS (BRUXELLES)"

1929, mine de plomb et encre sur papier, 9 x 21,7. Fondation Antonio Mazzotta, Milan

REMEDIOS VARO, OSCAR DOMINGUEZ, ESTEBAN FRANCES, "CADAVRE EXQUIS (BARCELONE)"

1935, mine de plomb sur papier, 61,5 x 24,5. Collection privée





~~Elianna~~

Ánh
⊕ ♡ ★

Marice

