



PRENTENBOEK  
MIDDELEEUWEN

LIVRE D'IMAGES  
DU MOYEN ÂGE

PICTURE BOOK  
MIDDLE AGES

ABC





NL

Dit digitale ABC-boekje bevat een brede selectie afbeeldingen om uit te printen over de periode van de middeleeuwen met pagina's om te tekenen, in te kleuren of om thuis uit te knippen.

Ook vind je suggesties om kastelen en ridderharnassen te bouwen van karton, katapulten en kostuums of om je eigen heraldisch schild te ontwerpen. Verdere inspiratie en handleidingen zijn te vinden op Google afbeeldingen, Pinterest of YouTube en meer informatie over het kasteel van Gaasbeek op de website : [kasteelvangaasbeek.be](http://kasteelvangaasbeek.be)



FR

Ce livret numérique contient une large sélection d'images à imprimer sur la période du Moyen-Âge avec des pages à dessiner, à colorier ou des activités à découper à la maison.

Vous y trouverez également des suggestions pour construire des châteaux et des armures de chevaliers en carton, des catapultes et des costumes ou pour concevoir votre propre bouclier héraldique.

D'autres inspirations et manuels sont disponibles sur Google images, Pinterest ou YouTube et plus d'informations sur le château de Gaasbeek sur le site web : [kasteelvangaasbeek.be](http://kasteelvangaasbeek.be)



EN

This digital ABC booklet contains a broad selection of pictures to print out concerning the period of the middle ages with pages for drawing, for colouring or for activities to cut out at home.

Also to find are suggestions to construct castles and knight armors from cardboard, catapults and costumes or to design your own heraldic shield.

Further inspiration und manuels are available on Google images, Pinterest or YouTube and more information about the castle of Gaasbeek on the website : [kasteelvangaasbeek.be](http://kasteelvangaasbeek.be)

# GESCHIEDENIS / HISTOIRE / HISTORY

NL

Meer dan 800 jaar geleden verscheen hier de eerste stoere, stenen ridderburcht. Intussen is er veel veranderd. Het kasteel werd meerdere keren aangevallen, verwoest, beschoten, in brand gestoken, ... maar ook opnieuw opgebouwd. Verschillende bewoners vonden een thuis in het kasteel. Zo maakten de dappere ridders plaats voor mensen van adel die het kasteel omtoverden tot een luxueus zomerverblijf. Het kasteel zoals het er nu uit ziet is het werk van de laatste eigenares: Marie Arconati Visconti. Zij maakte er haar eigen romantische droomburcht van. Marie Peyrat trouwde als arm meisje uit Parijs met de steenrijke markies Giammartino Arconati Visconti. Zo werd zij markiezin. Jammer genoeg stierf Giammartino al 3 jaar later. Hij liet zijn hele bezit na aan Marie, waaronder ook het mooie Kasteel van Gaasbeek. Omdat Marie zelf geen kinderen had, schonk ze op het einde van haar leven het kasteel aan de Belgische Staat. Ze wenste dat iedereen van haar kasteel en de kunstwerken kon genieten, dus wou ze graag dat het een museum werd. En dit is ook gebeurd want jij komt deze bijzondere plek nu een bezoekje brengen... Veel plezier!



FR

Il y a plus de 800 ans, le premier château fort en pierre d'un chevalier est apparu ici. Entre-temps, beaucoup de choses ont changé. Le château a été attaqué à plusieurs reprises, détruit, bombardé, incendié... mais aussi reconstruit. Différents habitants ont trouvé refuge dans le château. Ainsi, les braves chevaliers ont cédé la place à des nobles qui ont transformé le château en une luxueuse résidence d'été. Le château tel qu'il se présente aujourd'hui est l'œuvre de sa dernière propriétaire : Marie Arconati Visconti. Elle l'a transformé en son propre château de rêve romantique.

Marie Peyrat a épousé le marquis Giammartino Arconati Visconti, riche en pierres, alors qu'elle n'était qu'une pauvre fille de Paris. Elle devient ainsi marquise. Malheureusement, Giammartino meurt trois ans plus tard. Il lègue à Marie l'ensemble de ses biens, dont le magnifique château de Gaasbeek. N'ayant pas d'enfant, Marie fait don du château à l'État belge à la fin de sa vie. Elle souhaitait que tout le monde puisse profiter de son château et de ses œuvres d'art et qu'il devienne un musée. Et c'est ce qui s'est passé puisque vous pouvez maintenant venir visiter cet endroit spécial... Amusez-vous bien !

EN

More than 800 years ago, the first sturdy, stone knight's castle appeared here. In the meantime, much has changed. The castle has been attacked several times, destroyed, shelled, set on fire ... but also rebuilt. Different inhabitants found a home in the castle. So the brave knights gave way to noblemen who transformed the castle into a luxurious summer residence. The castle as it looks today is the work of its last owner: Marie Arconati Visconti. She turned it into her own romantic dream castle. Marie Peyrat married the stone-rich marquis Giammartino Arconati Visconti as a poor girl from Paris. Thus, she became a marquise. Unfortunately, Giammartino died just three years later. He left his entire estate to Marie, including the beautiful Gaasbeek Castle. Having no children of her own, Marie donated the castle to the Belgian state at the end of her life. She wanted everyone to enjoy her castle and its works of art, so she wanted it to become a museum. And this also happened because you can now come and visit this special place... Have fun!





# SYMBOLIEK IN DE HERALDISCHE KUNST / SYMBOLISM IN HERALDIC ART

## SYMBOLISME DANS L'ART HÉRALDIQUE



NL

De Biscione, een draak of mogelijk een ringslang die een kind opslokt, was het wapen van de Visconti. In een andere duiding wordt uit de gekroonde slang een kind geboren. Dit tafereel symboliseert waarschijnlijk de geboorte van een nieuwe ingewijde, begiftigd met de wijsheid van de oerslang en de koninklijke geest die zich manifesteert in de kroon van het universum.

Het is een historiesch symbool van de Italiaanse stad Milaan en werd ook gebruikt door talrijke organisaties ter plaatse. Ernaast is ook een afbeelding van de ring van de markiezin.

EN

The Biscione, a dragon or possibly a ring snake swallowing a child, was the coat of arms of the Visconti. In another interpretation, a child is born from the crowned serpent.

This scene probably symbolizes the birth of a new initiate, endowed with the wisdom of the primordial serpent and the royal spirit manifested in the crown of the universe. It is a histrionic symbol of the Italian city of Milan and was also used by linguistic organizations locally. Next to it is also an image of the Marquise's ring.




FR

Le Biscione, un dragon ou peut-être un serpent à anneaux avalant un enfant, était le blason des Visconti. Selon une autre interprétation, un enfant naît du serpent couronné. Cette scène symbolise probablement la naissance d'un nouvel initié, doté de la sagesse du serpent primordial et de l'esprit royal manifesté dans la couronne de l'univers. Il s'agit d'un symbole historique de la ville italienne de Milan, qui a également été utilisé par des organisations linguistiques locales. À côté, on trouve également une image de l'anneau de la marquise.






remorū/ tradidit. H. quod/ tande/ ornari est milicia  
Cingulo/ et in/so. paxano/ mortuus/ sepultus est bone  
i maiori eclesia. Hic et Laciū legunt i conuic  
que sunt apud. d. Jacobū & fabris. cuius bonēsi  
et Egregū iucis Viciūsi doctore Et in  
annalibz compilantz a Johāe de Radiābus  
patruo.







castille

le roy de castille







Thomas Courte...  
John Courte...  
H...

Thomas Courte...  
John Courte...  
H...







1



2



3



4



5



6



7



8



9



10



11



12



13



14

Der Reinart vō z werte

Der vualthec von der vogelweide

Erwēntop

Der rich vō zeringen



15



16



17



18

Glendhart vō Alenburg

Der Reinart vō Alenburg

Der rich vō Alenburg

Der heile vō Alenburg





1



2



3



4



5



6



7



8



9



10



11



12



13



14



15



16



17



18



19



20



21



22



23



24



25



26



27



28



29



30



31



32



33



34



35



36



37



38



39



40



41




42



43



44



45



46



47



48



49



50



51



52



53



54



55



56




57



58



59



60



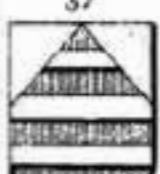
61



62



63



64



65



66



67



68



69



70






FIG. 173.—Cross crosslet.




FIG. 174.—Cross parted and fretty.




FIG. 175.—Cross patée quadrate.

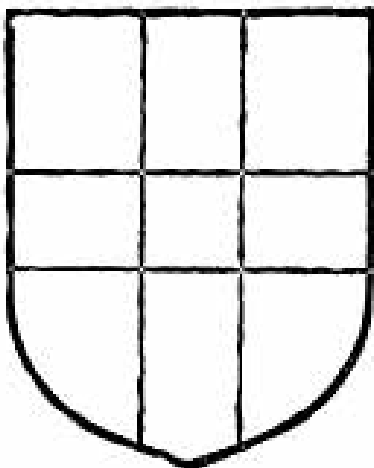


FIG. 176.—Cross quarter-pierced.




FIG. 177.—Cross Tau.




FIG. 178.—Maltese Cross.




FIG. 179.—Patriarchal Cross.




FIG. 180.—Cross crosslet fitched.









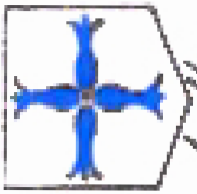













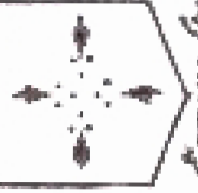




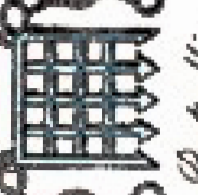































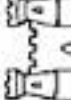






















































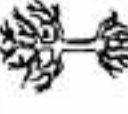








FIG. 181.—Cross patée fitched.

	<i>Whitew</i>		<i>Sloven</i>		<i>Phoen</i>		<i>Rapemant</i>		<i>Water-Brew</i>		<i>Rose</i>
	<i>Floro</i>		<i>Sallow</i>		<i>Condit-Fisher</i>		<i>Mill-Wind</i>		<i>Mawle</i>		<i>Compend</i>
	<i>Helme</i>		<i>Falke</i>		<i>Erzlet</i>		<i>Mill-Wind</i>		<i>Privil</i>		<i>Quarterfoil</i>
	<i>Croze</i>		<i>Stent</i>		<i>Seume</i>		<i>Crown-Spots</i>		<i>Levee</i>		<i>Trefoil</i>

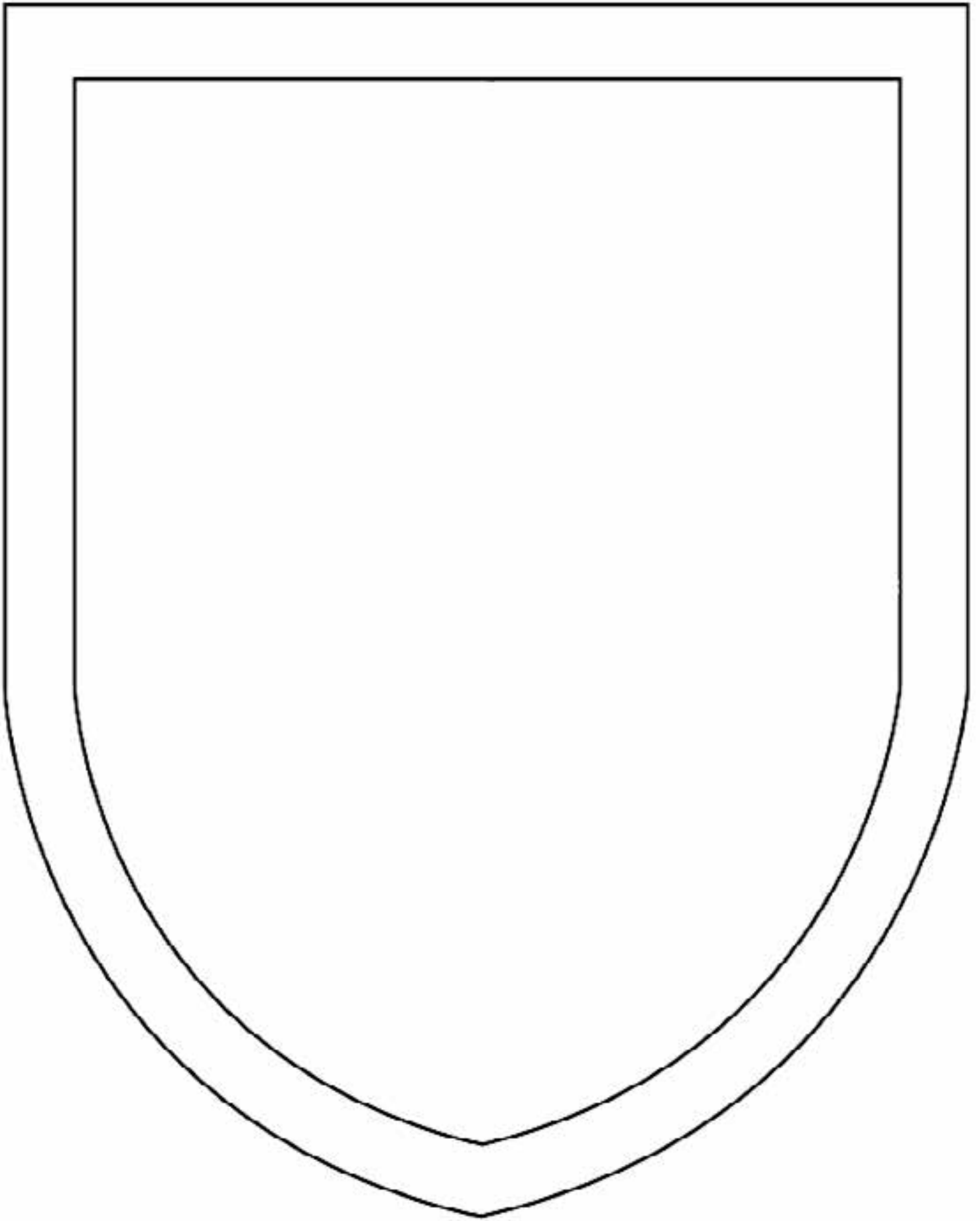
	<i>Phoen</i>		<i>Descant</i>		<i>Portullis</i>		<i>Bar-Gemell</i>		<i>Phorm</i>		<i>Wyvern</i>
	<i>Gat-trap</i>		<i>Incant</i>		<i>Roat</i>		<i>Marlet</i>		<i>Pilean</i>		<i>Cochartrie</i>
	<i>Estelle</i>		<i>Erzent</i>		<i>Fountain</i>		<i>Gorb</i>		<i>Esarbrunde</i>		<i>Stagheic Antelope</i>
	<i>Mullet</i>		<i>Anulet</i>		<i>Chyls-Rock</i>		<i>Manche</i>		<i>Catherine-Wheel</i>		<i>Antelope</i>

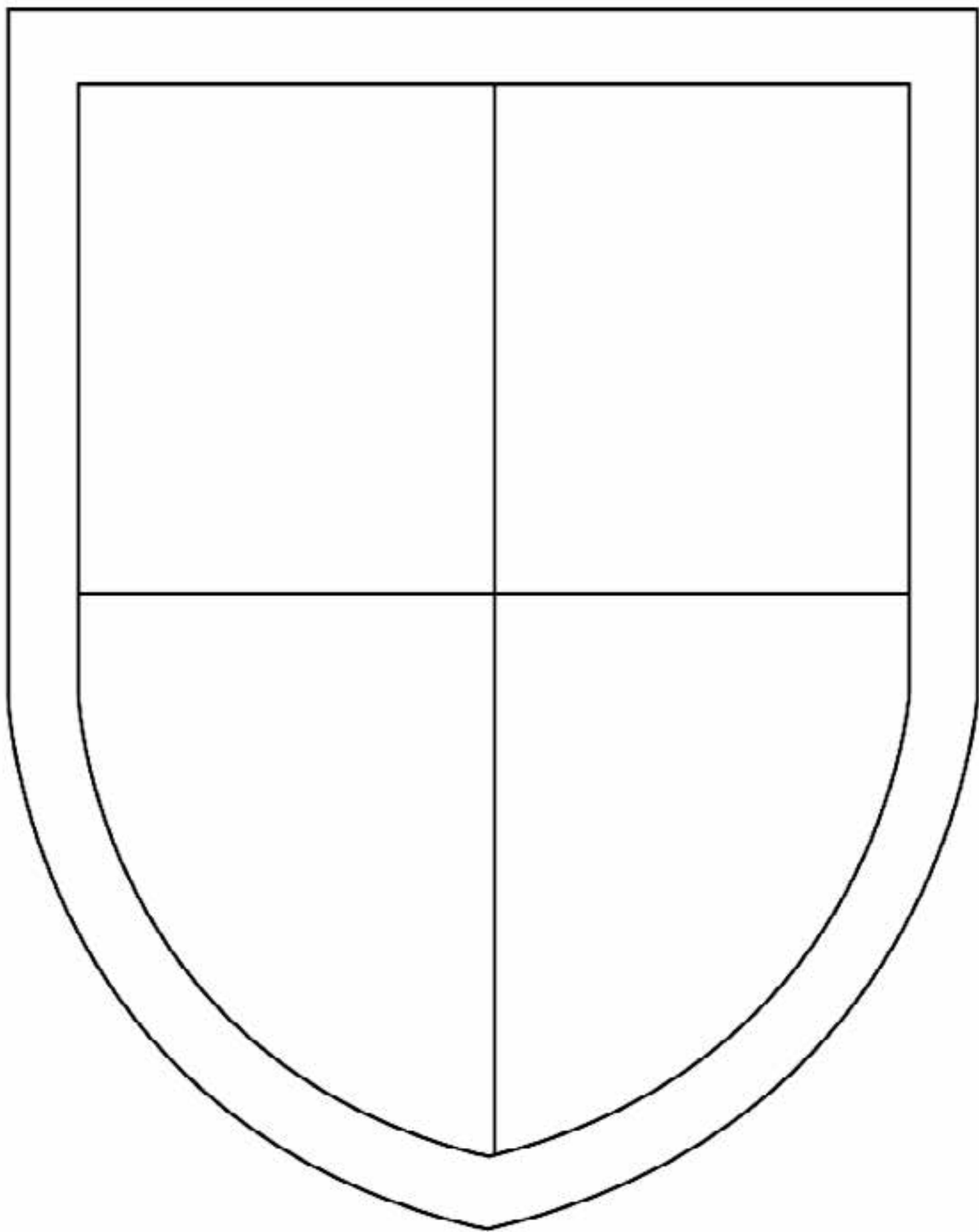
# Traditional Heraldic Charges:

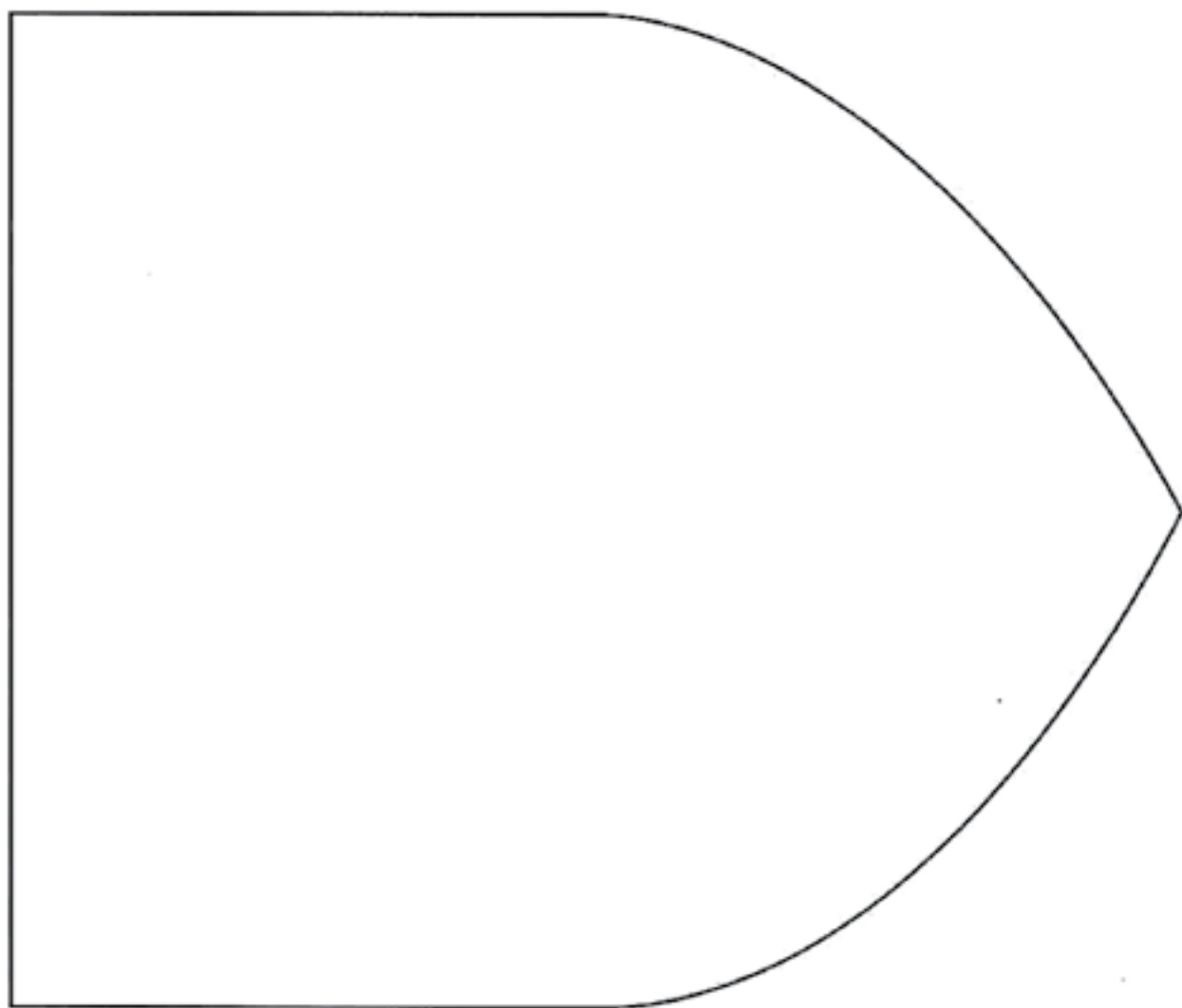
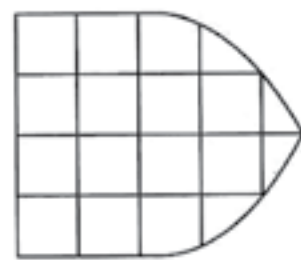
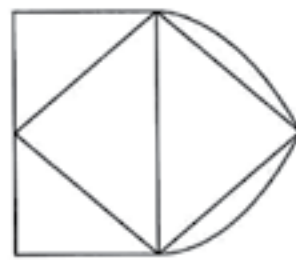
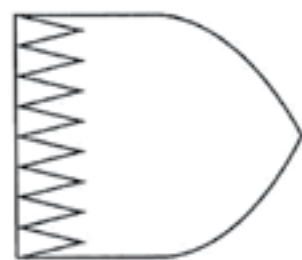
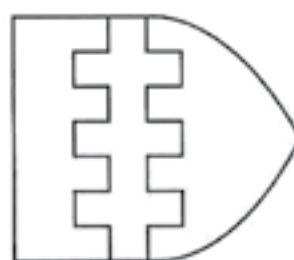
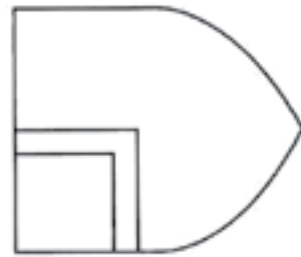
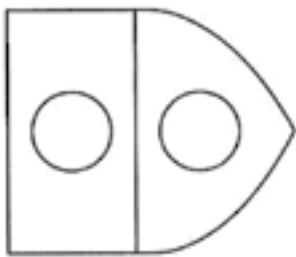
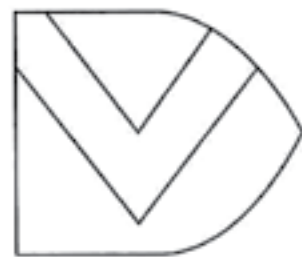
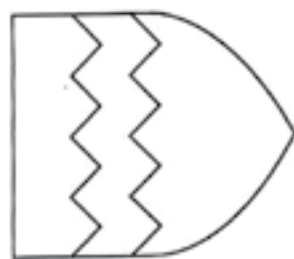
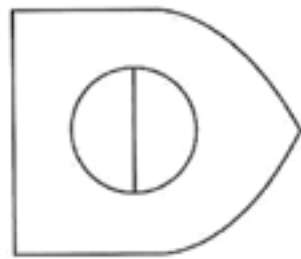
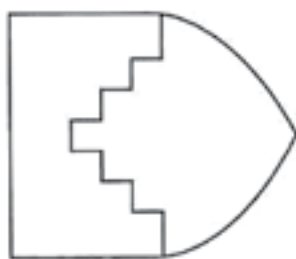
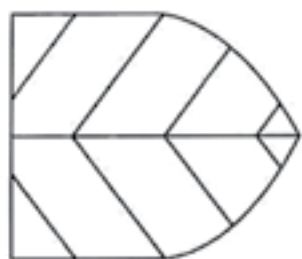
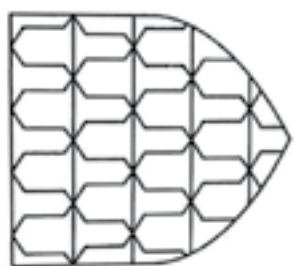
					
					
					
					
					
					






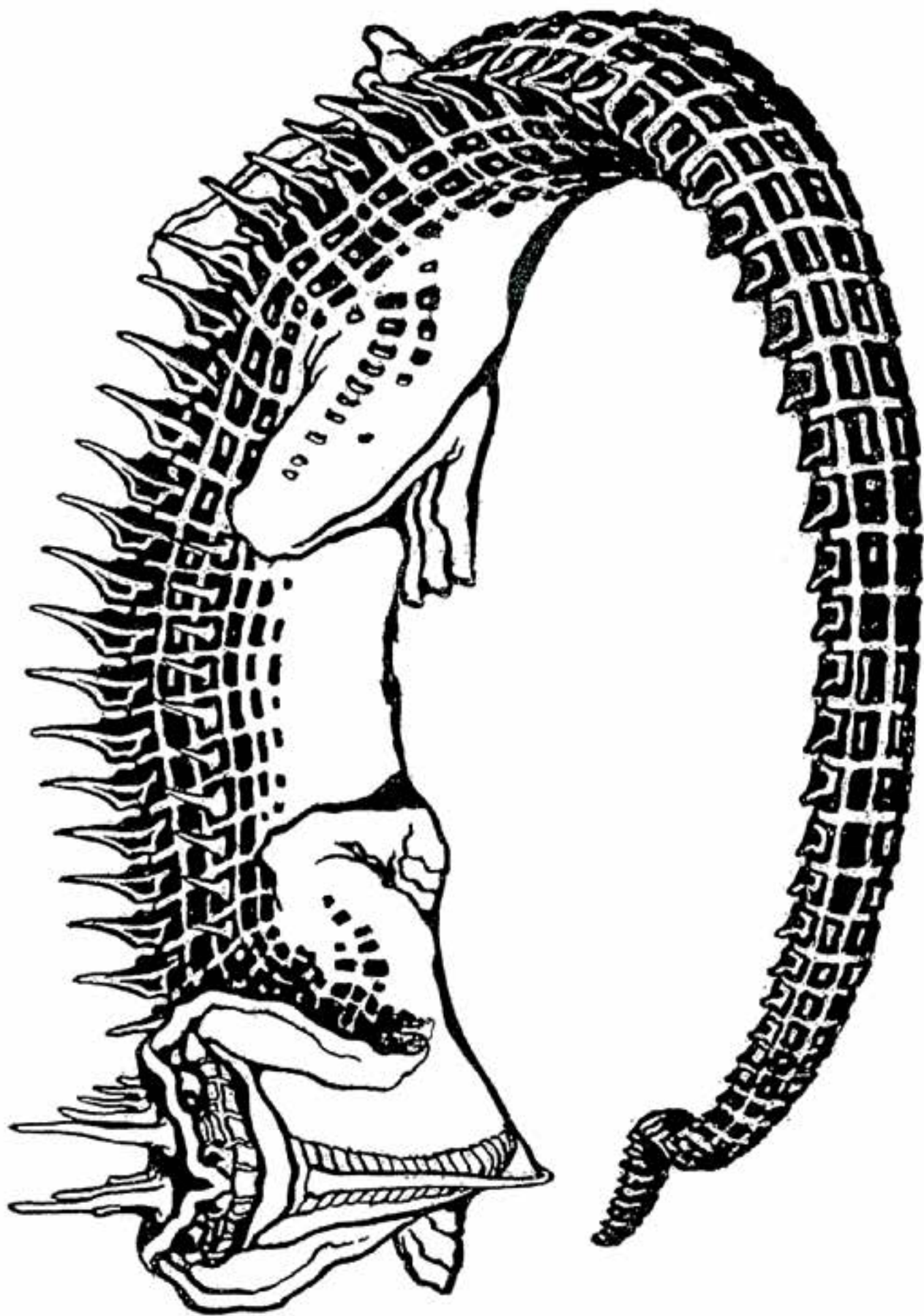













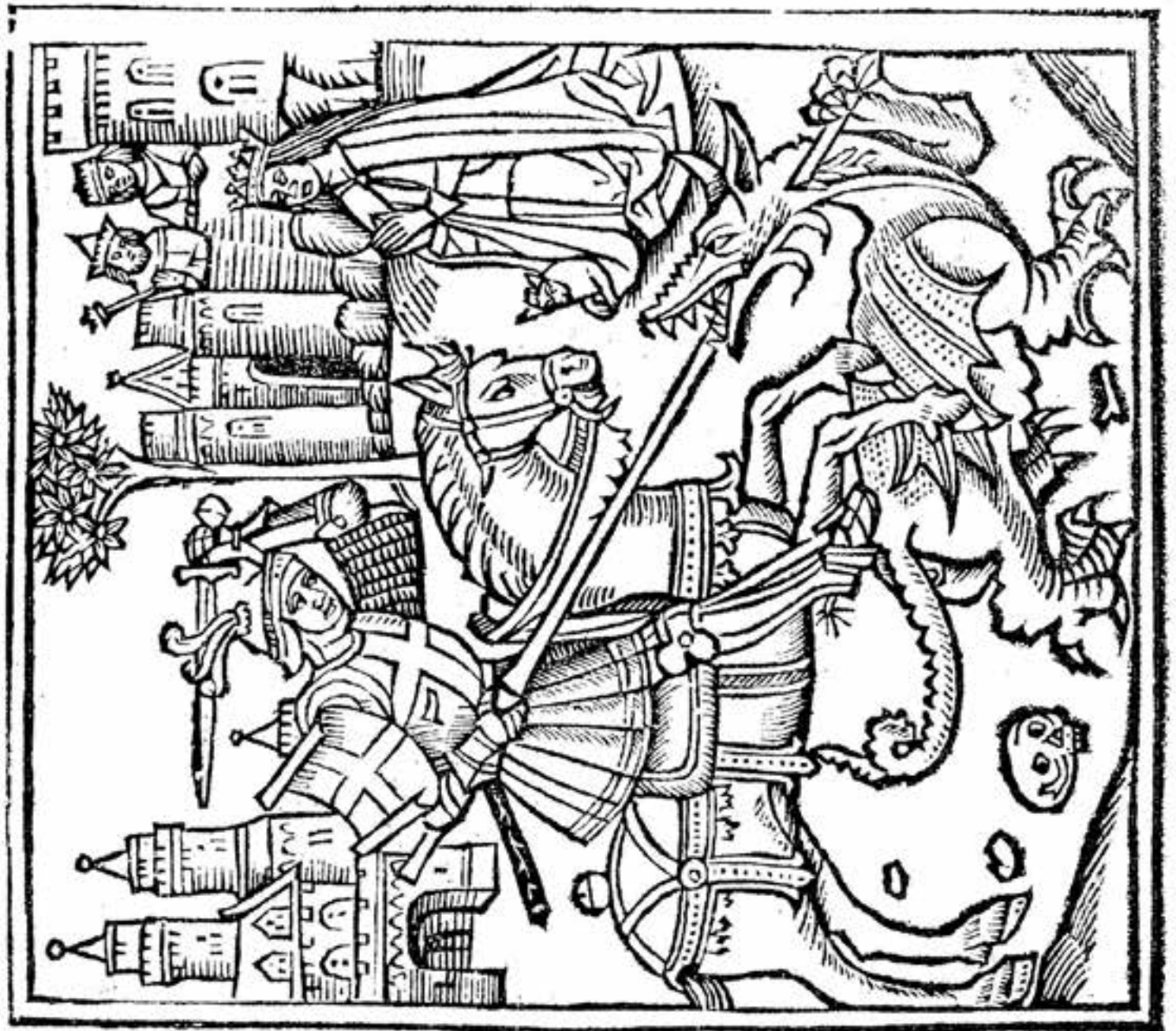




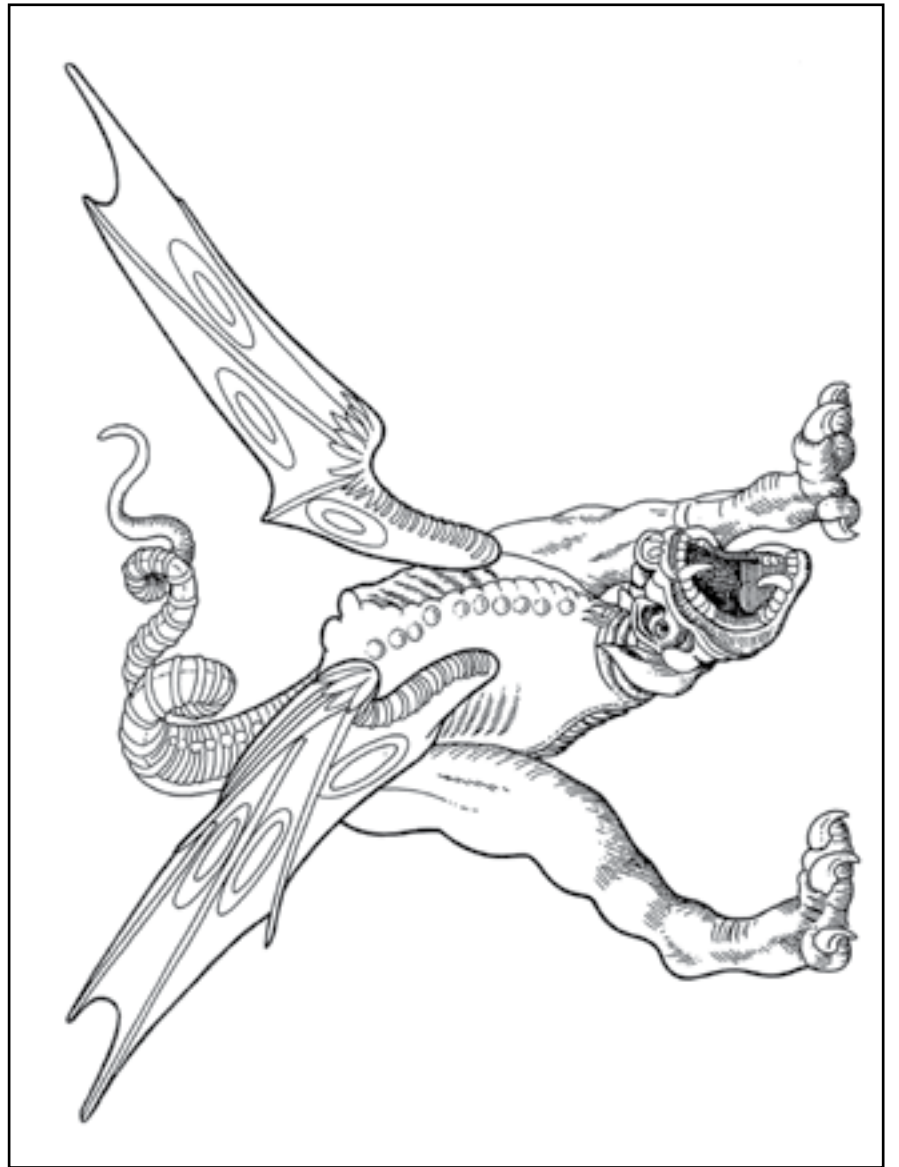





















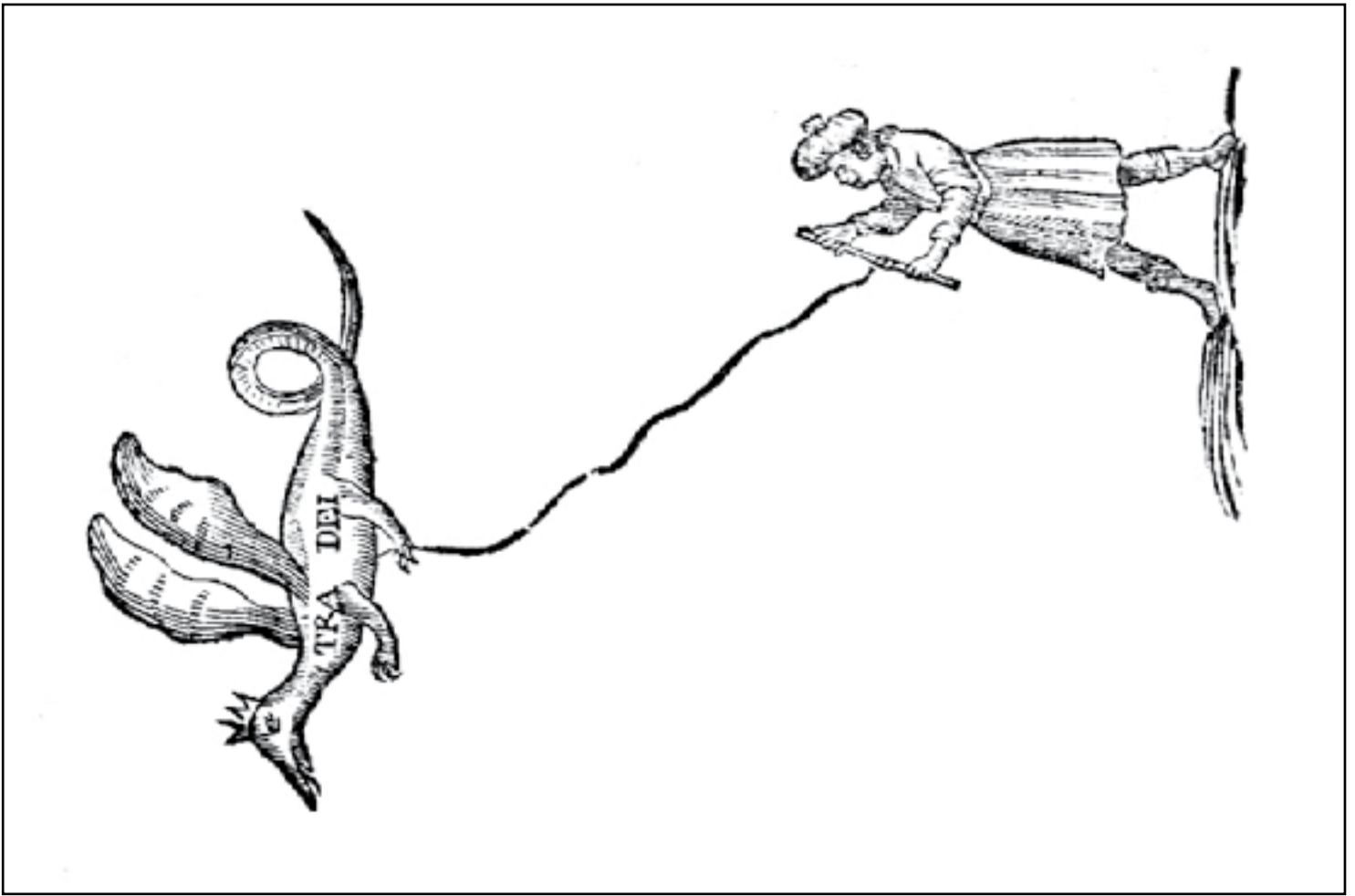






2024  
YEAR OF THE DRAGON


新年快乐




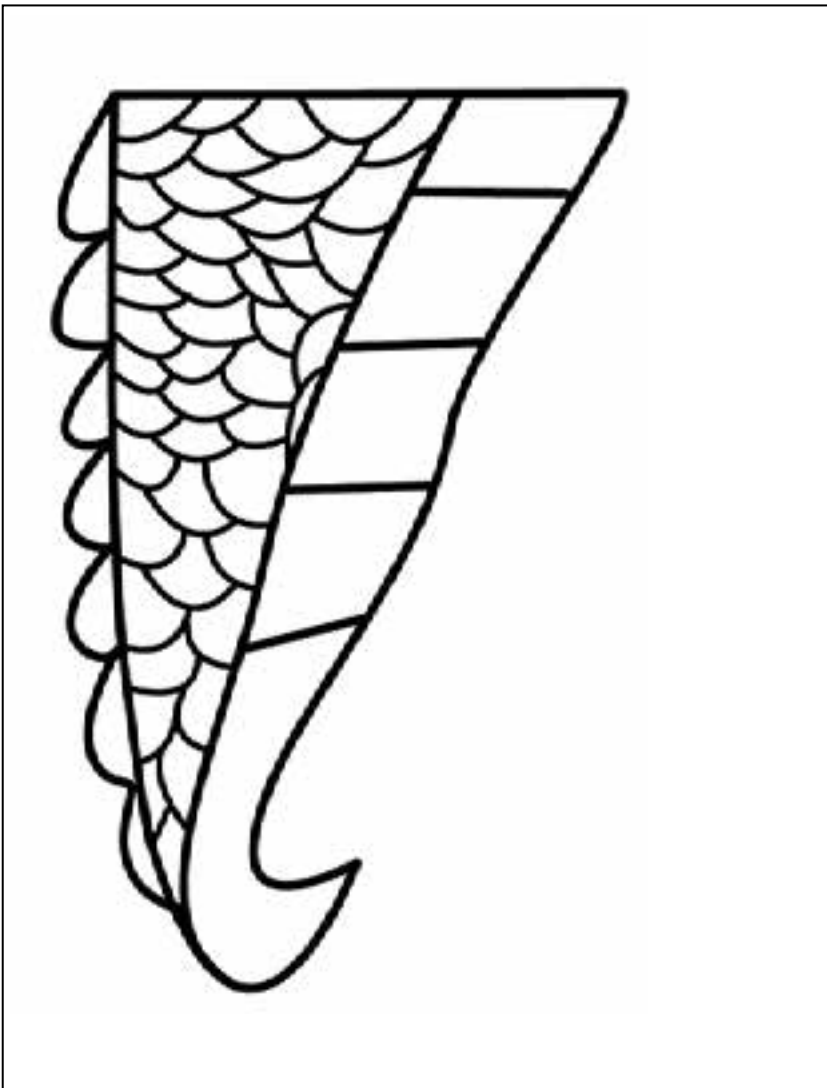






















DE IDEALE PLEK!  
HIERBOVEN LAAT IK MIJK  
NIEUW VESTING BOUWEN!







Deze draak is boos  
en spuwt vuur!





DE WEG NAAR HET KASTEEL

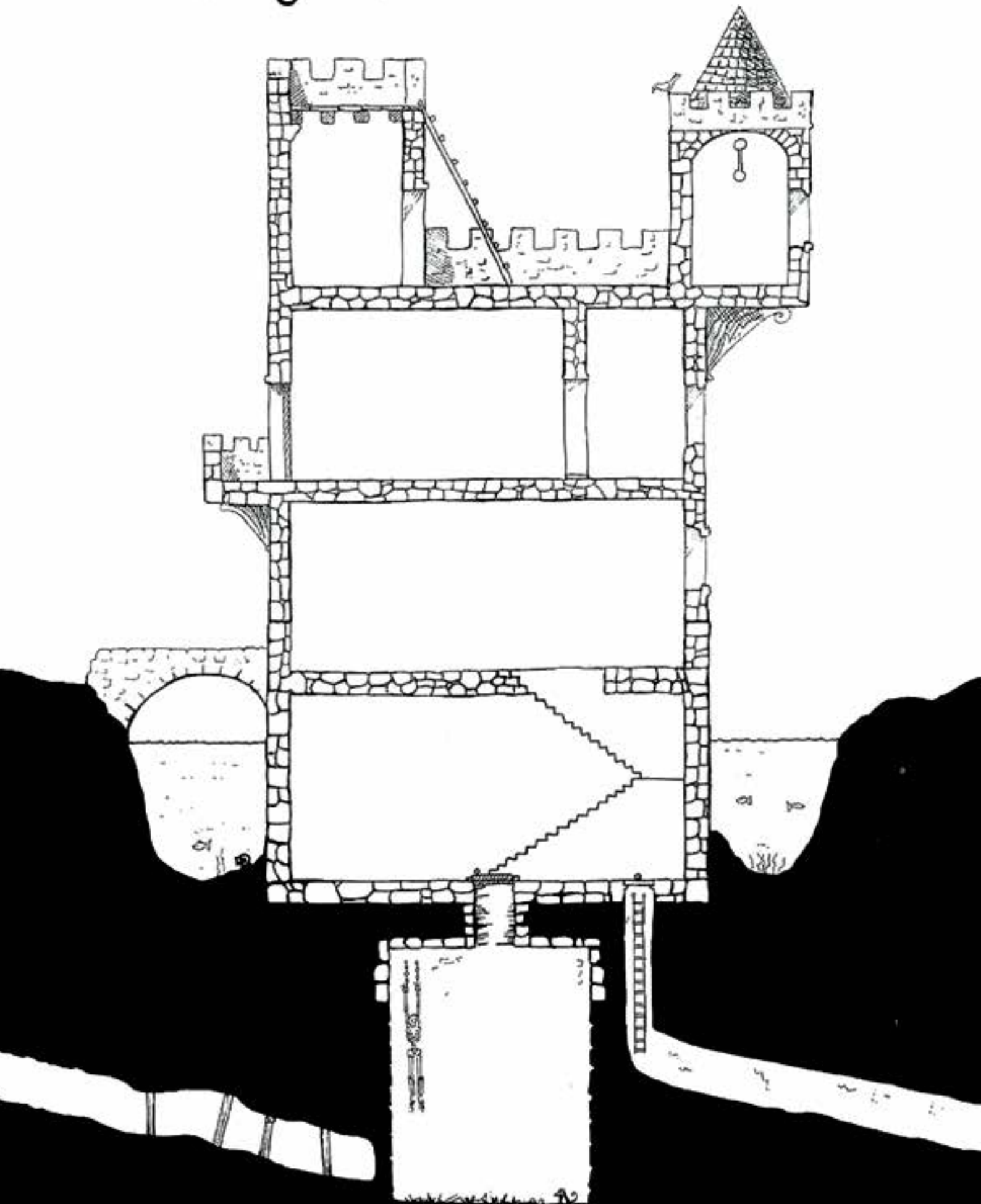
KASTEEL



SPITSBERGEN

GRIEZELBOS

# Wat gebeurt er in het kasteel?



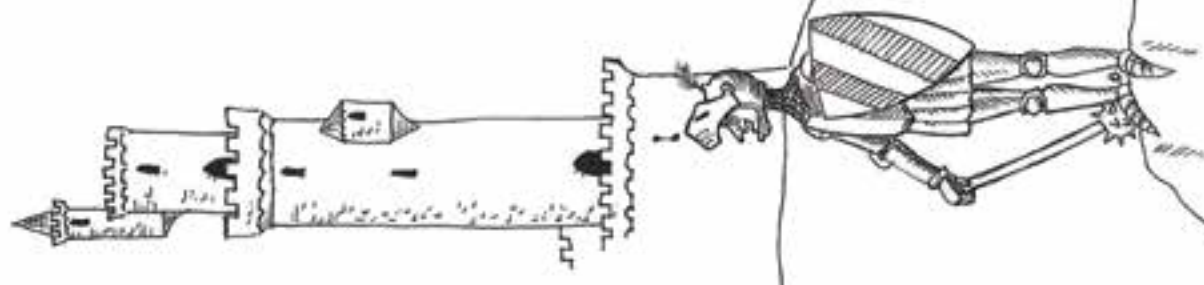
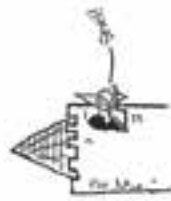


J'ai toujours rêvé d'être  
**chevalier**

LES CHEVALIERS - CHEVALIERS DES CHEVALIERS



# Maak het kasteel af.





# Teken een gevaarlijke draak.





DE NIEUWE JURK  
IS ECHT GEWELDINC!






DRAW THE MOAT AROUND THIS MAGICAL CASTLE  
DON'T FORGET THE FIRE-BREATHING DRAGON STANDING GUARD!


DRAW THE PRINCESS AND HER ROYAL FAMILY  
WHO LIVE INSIDE

























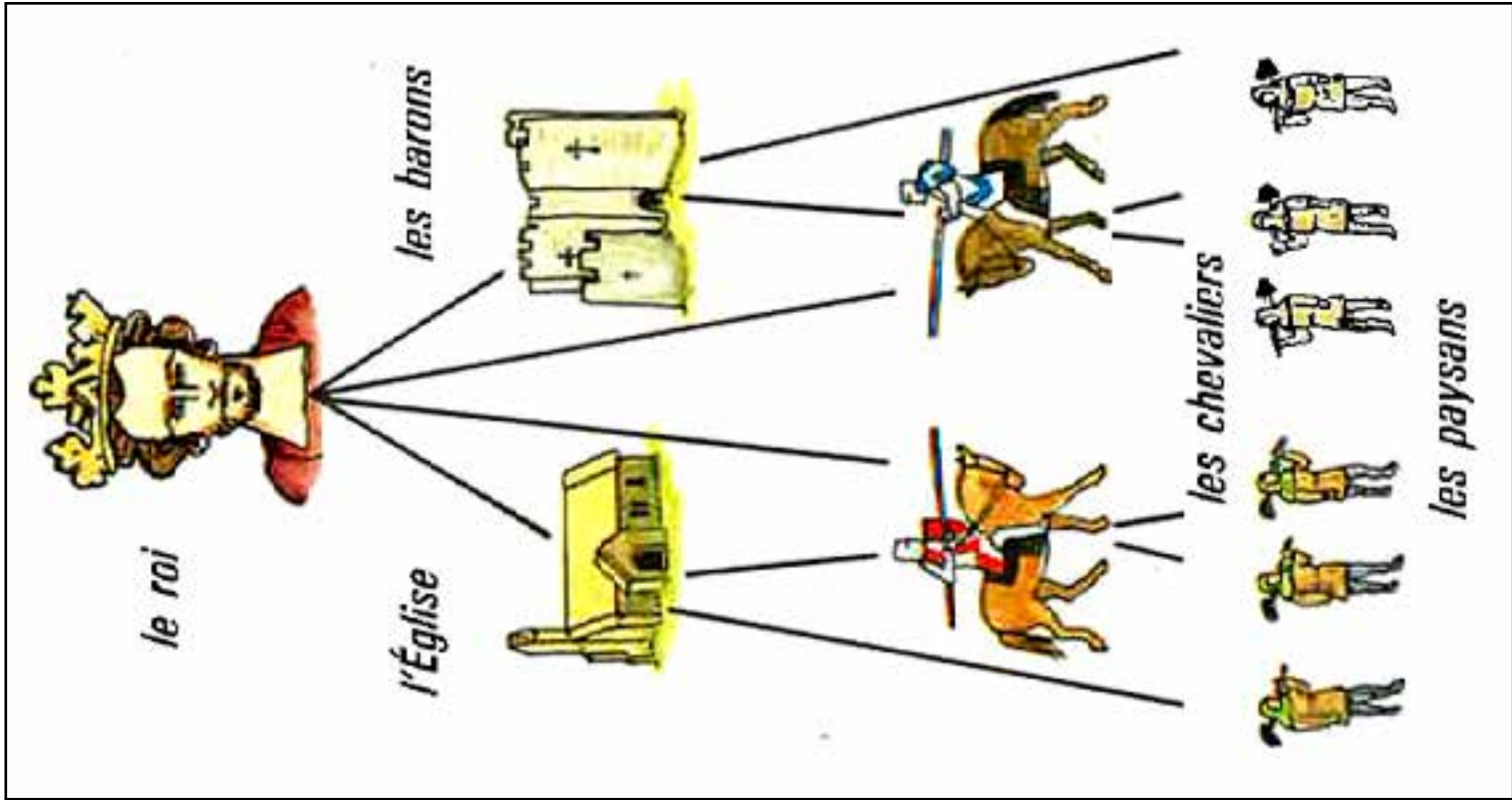








**RAAR, MAAR WAAR**  
 De trappen in een kasteel liepen  
 rechtsom naar boven. Rechts-  
 handige soldaten in het kasteel  
 konden hun arm dan vrij bewe-  
 gen als ze de trap afkwamen,  
 terwijl de vijand die de trap  
 opkwam dat niet kon.

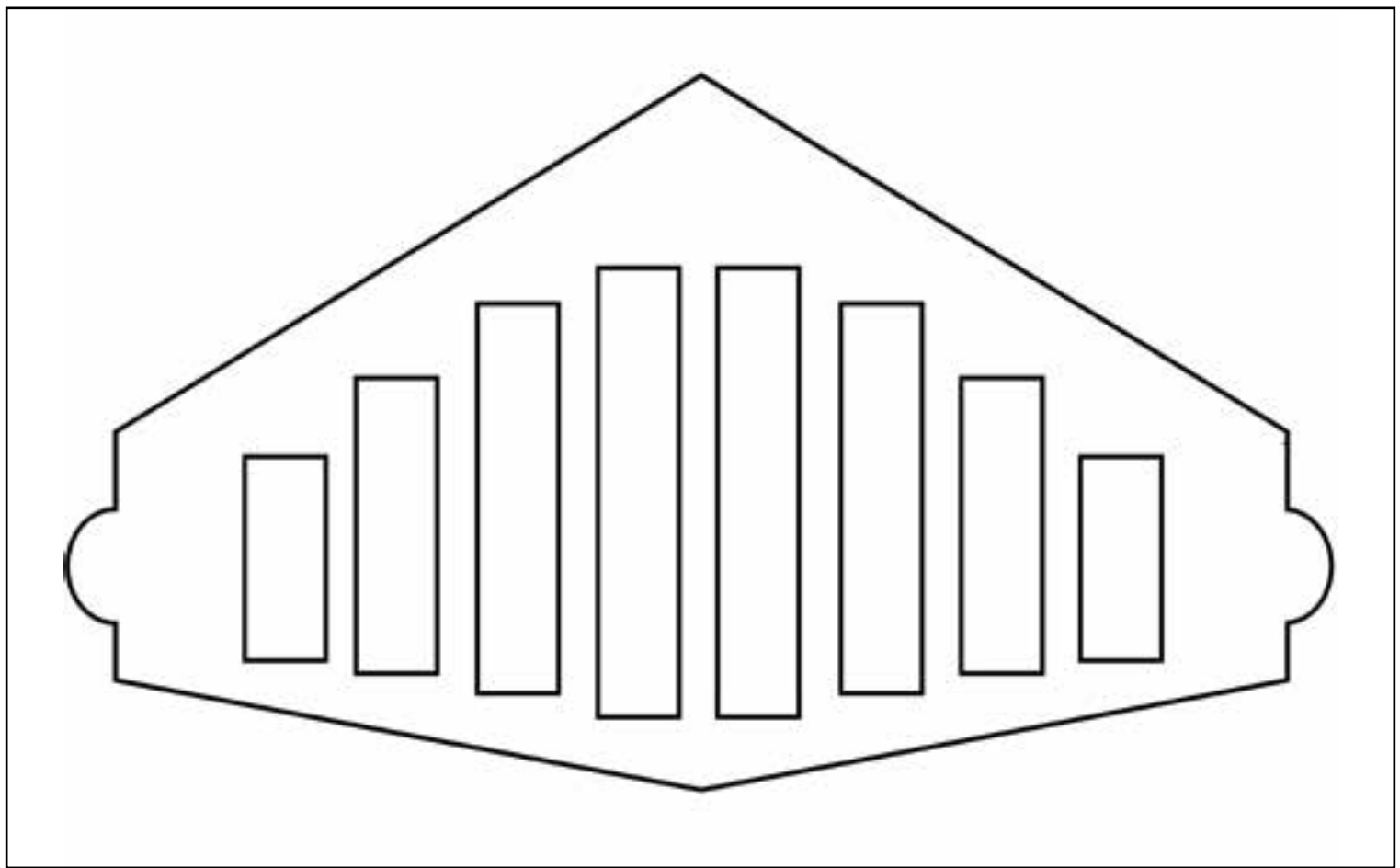












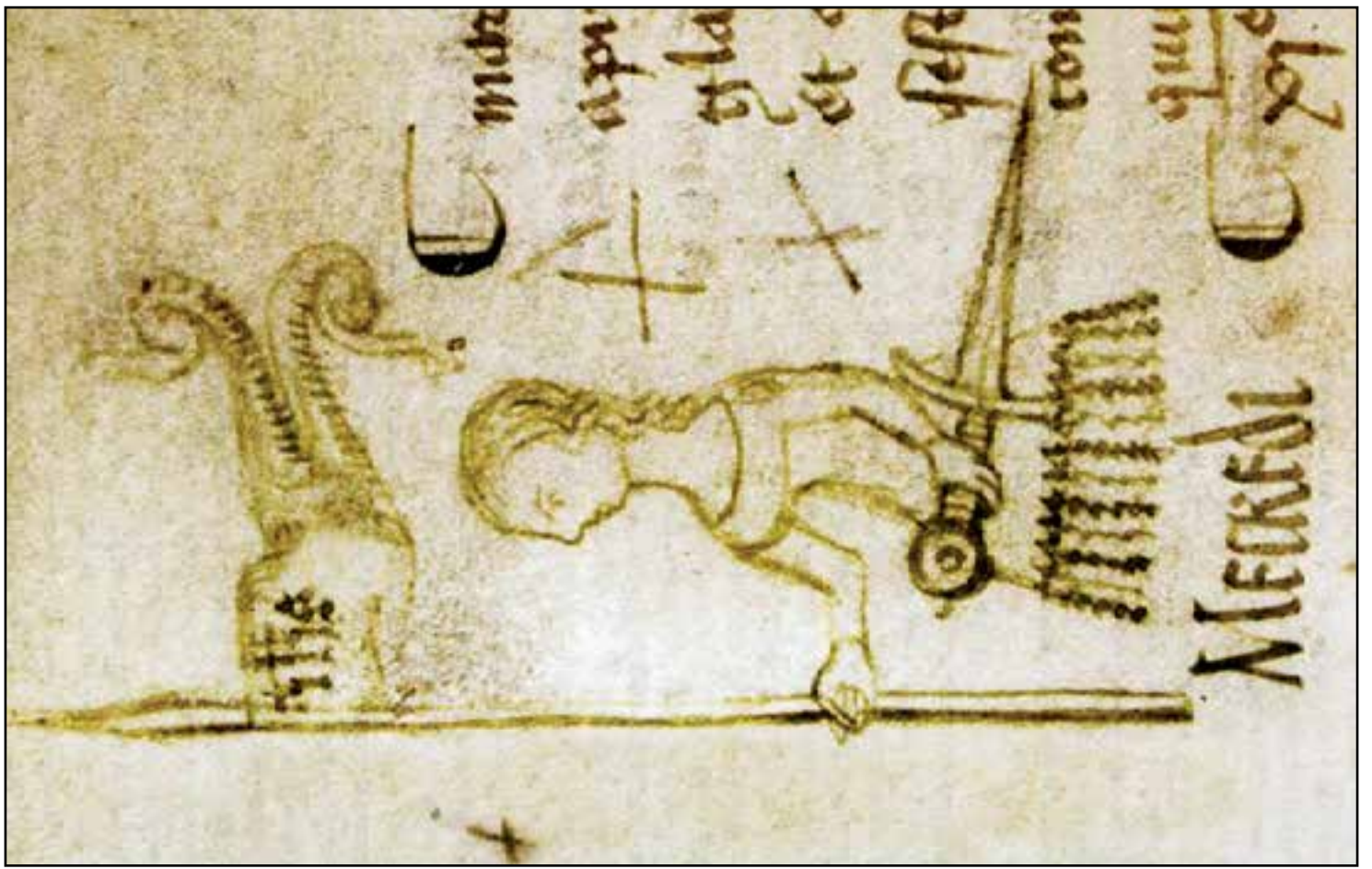






































































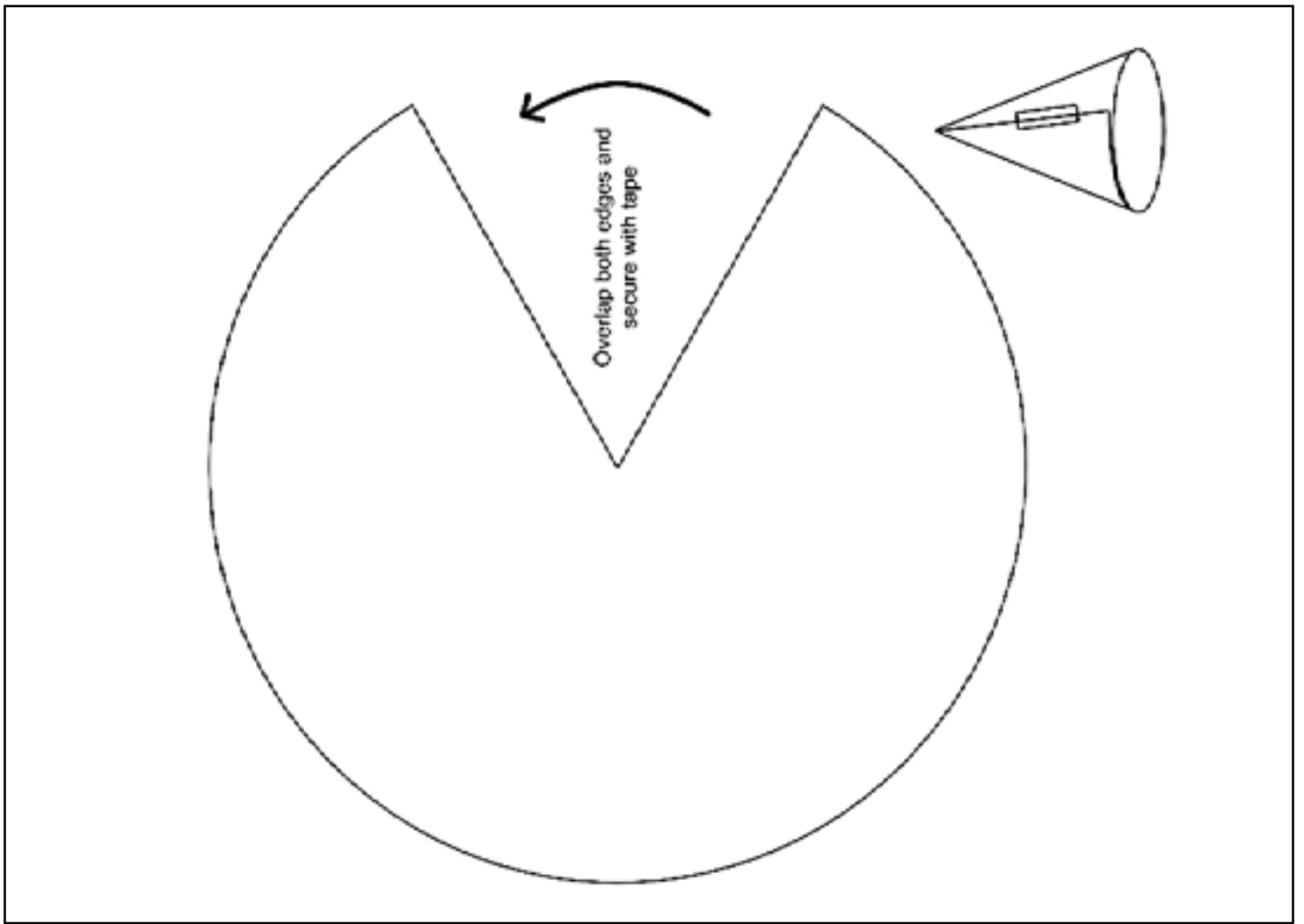














XIV ВЕК

ФРАНЦИЯ


XV ВЕК

ГОЛОВНЫЕ  
УБОРЫ



ПРОРЕЗЫ  
ПО  
БЕЛОЙ  
ЛИНИИ

СЮРКО



КОТТ

ПОДСВЕЧНИК



Фигуры наклеиваются на плотную бумагу клеем ПВА  
и затем вырезаются







ШЛЕМ



ЩИТ  
ТУРНИРНЫЙ  
РЫЦАРЬ

НА ВЕРХНЕЮ ЧАСТЬ ШЛЕМА ЗАЩИЛЫ ПРИКЛЕИВАЮТСЯ С ОБРАТНОЙ СТОРОНЫ



МЕЧ



ДОСПЕХИ


ПРОРЕЗЫ ПОД ЗАЩИЛЫ



КИНЖАЛ



ТОПОР



ШОССЫ

ПИГАШИ







































# Standing Witch

**Directions:**

1. Decorate the witch with Crayola® crayons or markers.
2. Cut out the witch and nose.



3. Fold the witch and nose in half along the dotted line. Fold both flaps down on the nose. Glue or tape the nose to the witch.





HERBALISM  
MOON MAGIC  
RITUALS  
DIVINATION  
KITCHEN WITCHERY














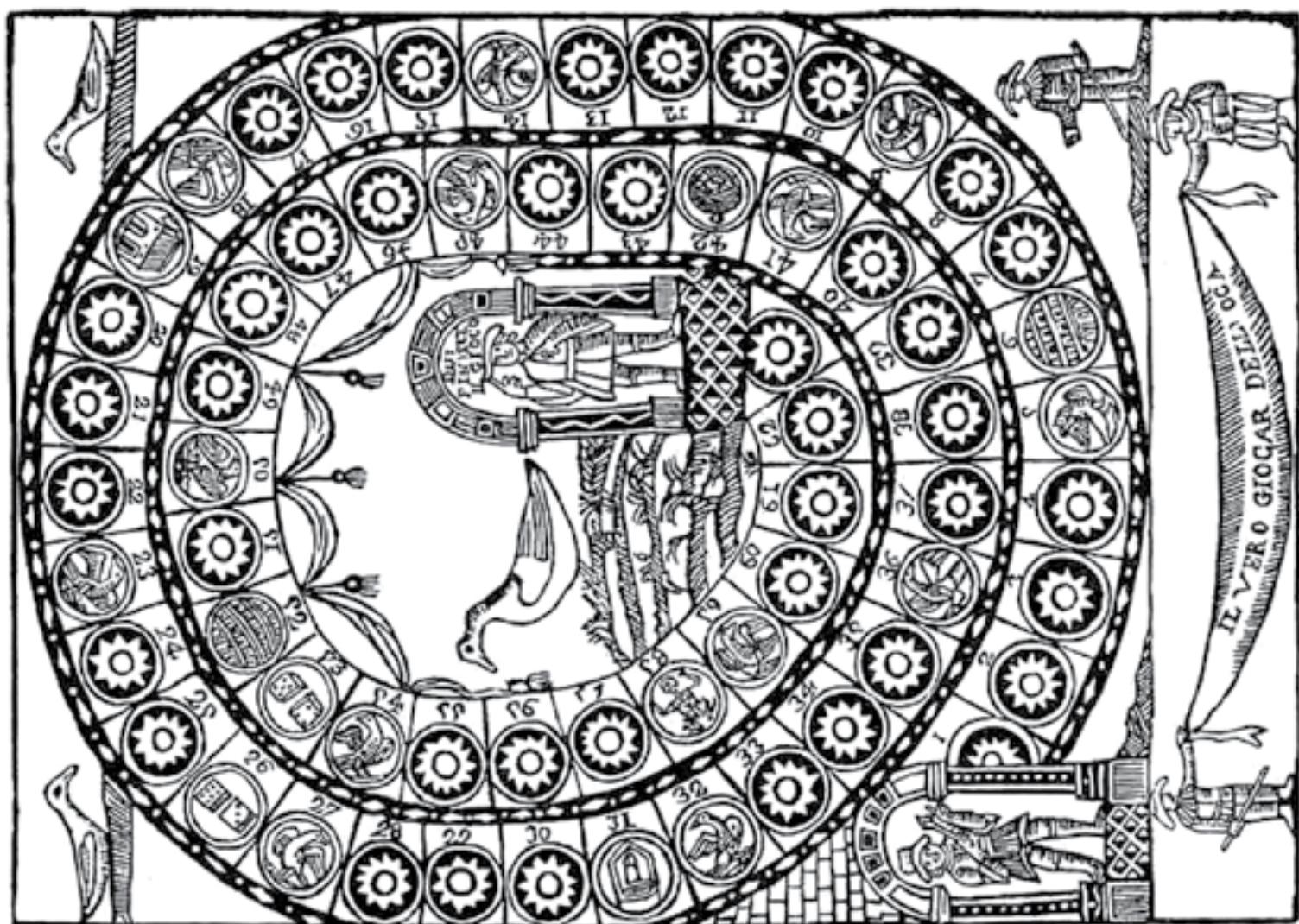





### 'De Kinderspelen' van Pieter Bruegel

- |                  |                       |             |                       |                      |                       |
|------------------|-----------------------|-------------|-----------------------|----------------------|-----------------------|
| 1.               | Met de pop spelen     | 28.         | Trommel en fluit      | 55.                  | Hansje sokken         |
| 2.               | Mis spelen            | 29.         | Hoepelen              |                      | 56.                   |
| 3a.              | Spuitebus             | 30.         | In het bomgat roepen  |                      | Vechten               |
| 3b.              | Vogel (uil) op de     | 31.         | Rinkelhoepel          | 57.                  | Duivel aan de ketting |
| kruk             |                       | 32.         | Wippen op de ton      | 58.                  | Tegen de muur         |
| 4.               | Mombakkes of          | 33.         | Hoedje, hoedje door   | (kelderdeur) oplopen |                       |
| masker           |                       |             | het been              | 59.                  | Koten                 |
| 5.               | Schommelen            | 34.         | Met de volgaard       | 60.                  | Klinkslaan            |
| 6.               | Over (op) het hek     |             | lopen                 | 61.                  | Hoopkens zetten       |
| klimmen          |                       | 35.         | Boskonten             | 62.                  | Op hoge stelten       |
| 7.               | Op de kop staan       | 36.         | Met de blaas lopen    | lopen                |                       |
| 8.               | Neus-in-aars          | 37.         | Bok sta, bok sta vast | 63a.                 | Rond de balk          |
| 9.               | Kopje duikelen        | 38.         | Winkeltje spelen      | tuimelen             |                       |
| 10.              | Ruitertje spelen      | 39.         | Meskensteek           | 63b.                 | Aan de balk hangen    |
| 11.              | Bruidsstoetje spelen  | 40.         | Bouwen                | 64.                  | Bezemlopen            |
| 12.              | Door de spitskar      | 41.         | Haartje plukken       | 65.                  | Zakdragen             |
| lopen            |                       | 42.         | Insecten (vliegen)    | 66.                  | Priktollen en         |
| 13.              | Blindemannetje        |             | slaan                 | zweeptollen          |                       |
| 14.              | Spelen met een vogel  | 43.         | Brooikenbijt          | 67.                  | De korven uithangen   |
| 15.              | Bellen blazen         | 44.         | Putteke balleke       | 68.                  | Lint uitsteken        |
| 16.              | Nootmolentje          | 45a.        | Spanbotten of         | 69.                  | Wie zit er in de hoge |
| 17a.             | Rammelaar             | muurkenbots |                       | toren?               |                       |
| 17b.             | Hondje aan de         | 45b.        | Hoedje op een stokje  | 70.                  | Behoeftedoen          |
| leiband (?)      |                       |             | ronddraaien           | 71.                  | Balspelen             |
| 18.              | Bikkelen              | 46.         | Processie spelen      | 72.                  | Aaien en blaaien of   |
| 19.              | Doopje spelen         | 47.         | Portiertje spelen     | molentjes draaien    |                       |
| 20.              | Paar of onpaar        | 48.         | Balletje steken       | 73.                  | Boomklimmen           |
| 21.              | Blind pot slaan       | 49.         | Koetje-kalfje dragen  | 74.                  | Gaan zwemmen          |
| 22.              | Op lage stelten lopen | 50.         | Zingen aan de deur    | 75.                  | Voetje baden          |
| 23.              | Haasje-over springen  | (?)         |                       | 76.                  | Zwemmen met de        |
| 24.              | Over de steen         | 51.         | (Sint-Jans)vuur       | varkensblaas         |                       |
| trekken          |                       |             | stoken                | 77.                  | De berg is mijn       |
| 25.              | Kakkestoelmeien of    | 52.         | Bezem door de benen   | 78.                  | Kuiltje graven        |
| zettelken spelen |                       |             | steken                | 79.                  | Steekspel met         |
| 26.              | Stokpaardje rijden    | 53.         | Van de bank dringen   | windmolentjes        |                       |
| 27.              | Met een stokje in de  | 54.         | Nalopertje spelen     | 80.                  | Klepbord              |
| str... roeren    |                       |             |                       |                      |                       |














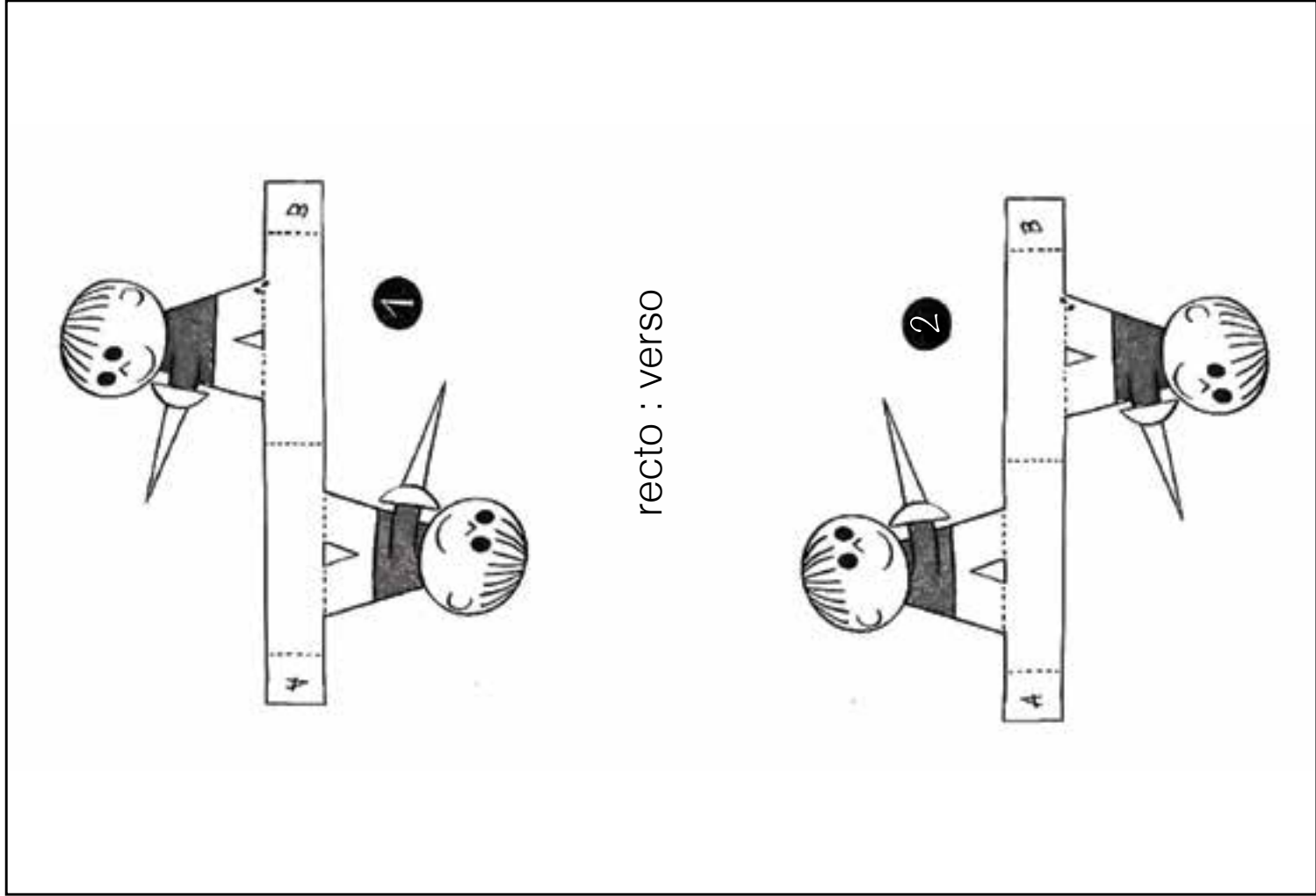




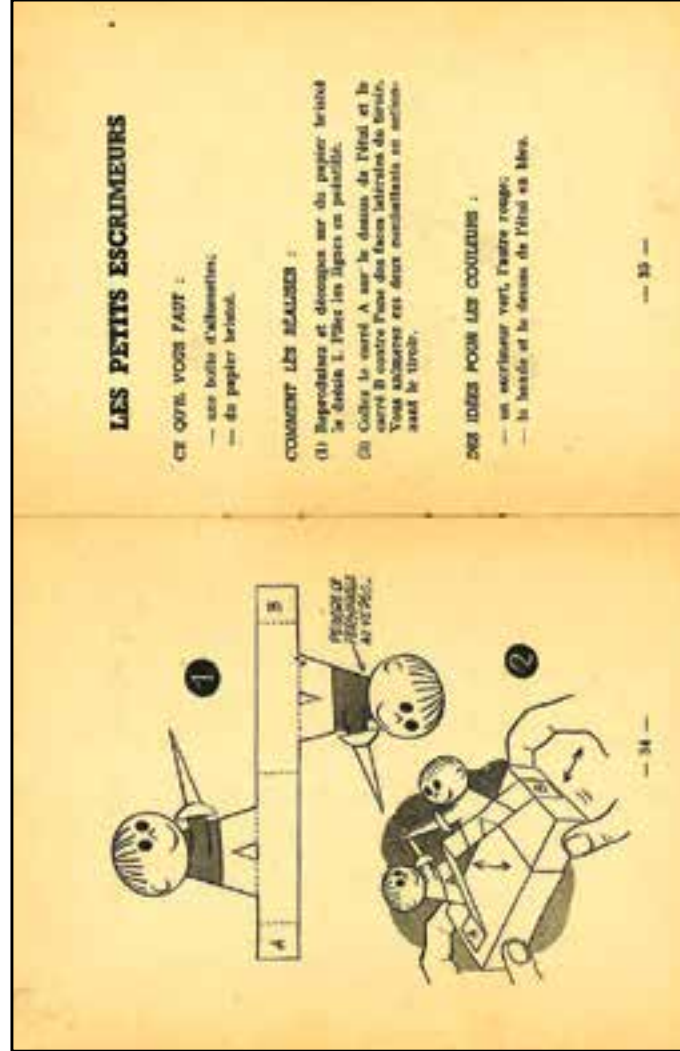








recto : verso



### LES PETITS ESCRIMEURS

#### CE QU'IL VOUS FAUT :

- une boîte d'allumettes.
- du papier bristol.

#### COMMENT LES RÉALISER :

- (1) Reproduisez et découpez sur du papier bristol le dessin 1. Piquez les liges en pointillés.
- (2) Collez le carré A sur le dessus de l'étui et le carré B contre l'une des faces latérales du tiroir. Vous obtenez ces deux escrimeurs en action sans le tiroir.

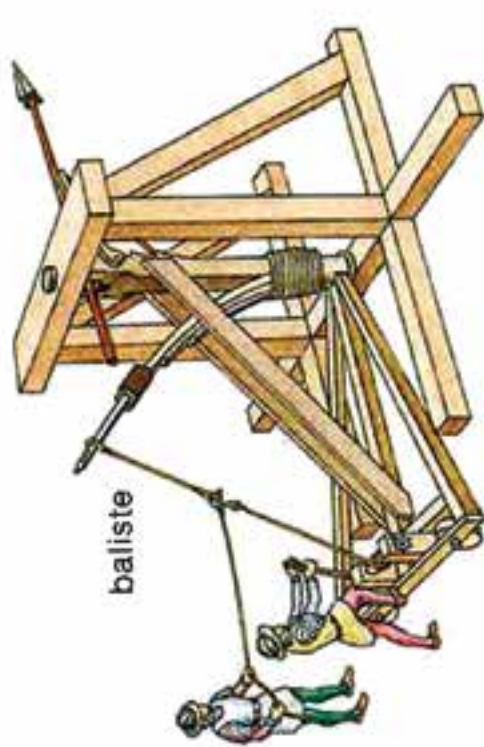
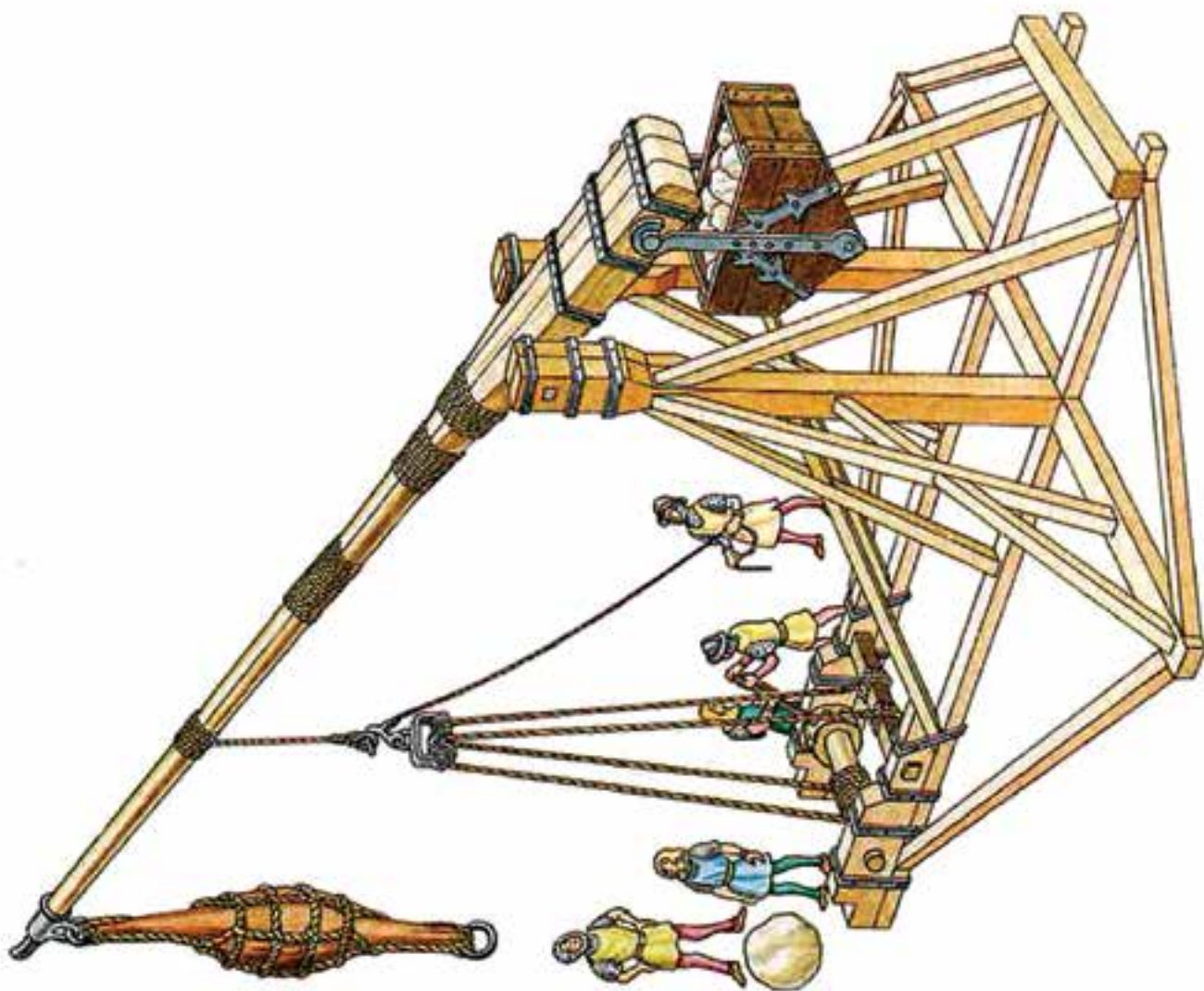
#### DES IDÉES POUR LES COULEURS :

- un escrimeur vert, l'autre rouge.
- la tête et le dessin de l'étui en bleu.

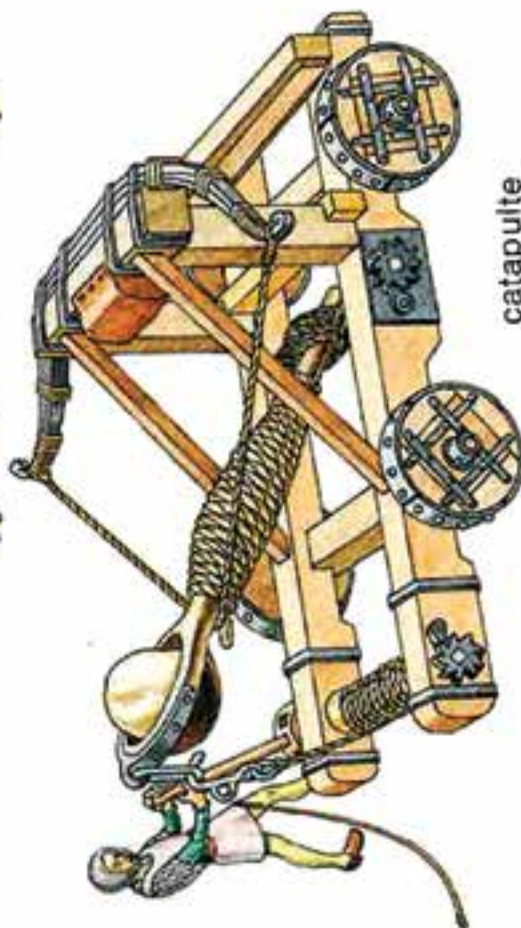






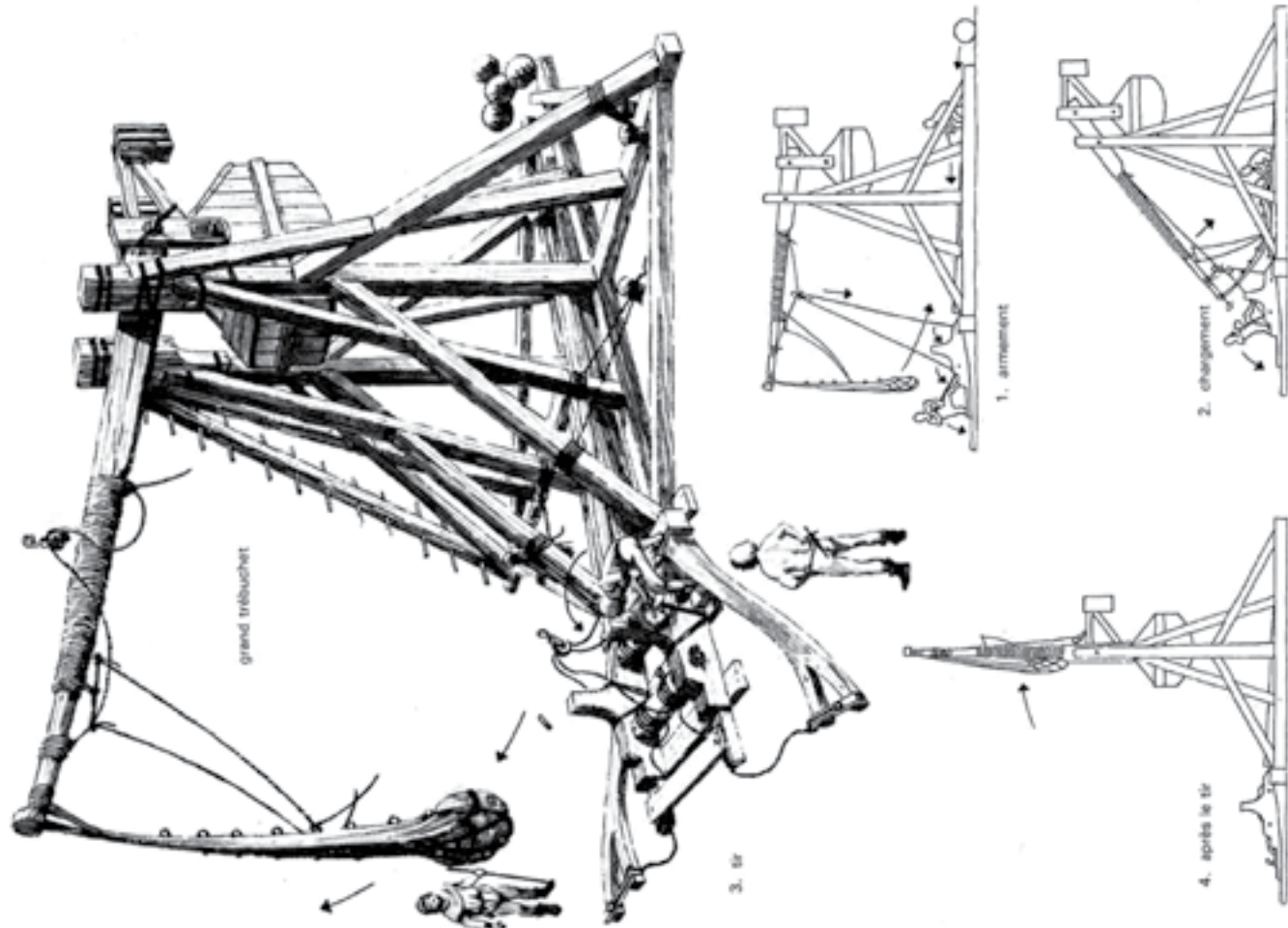
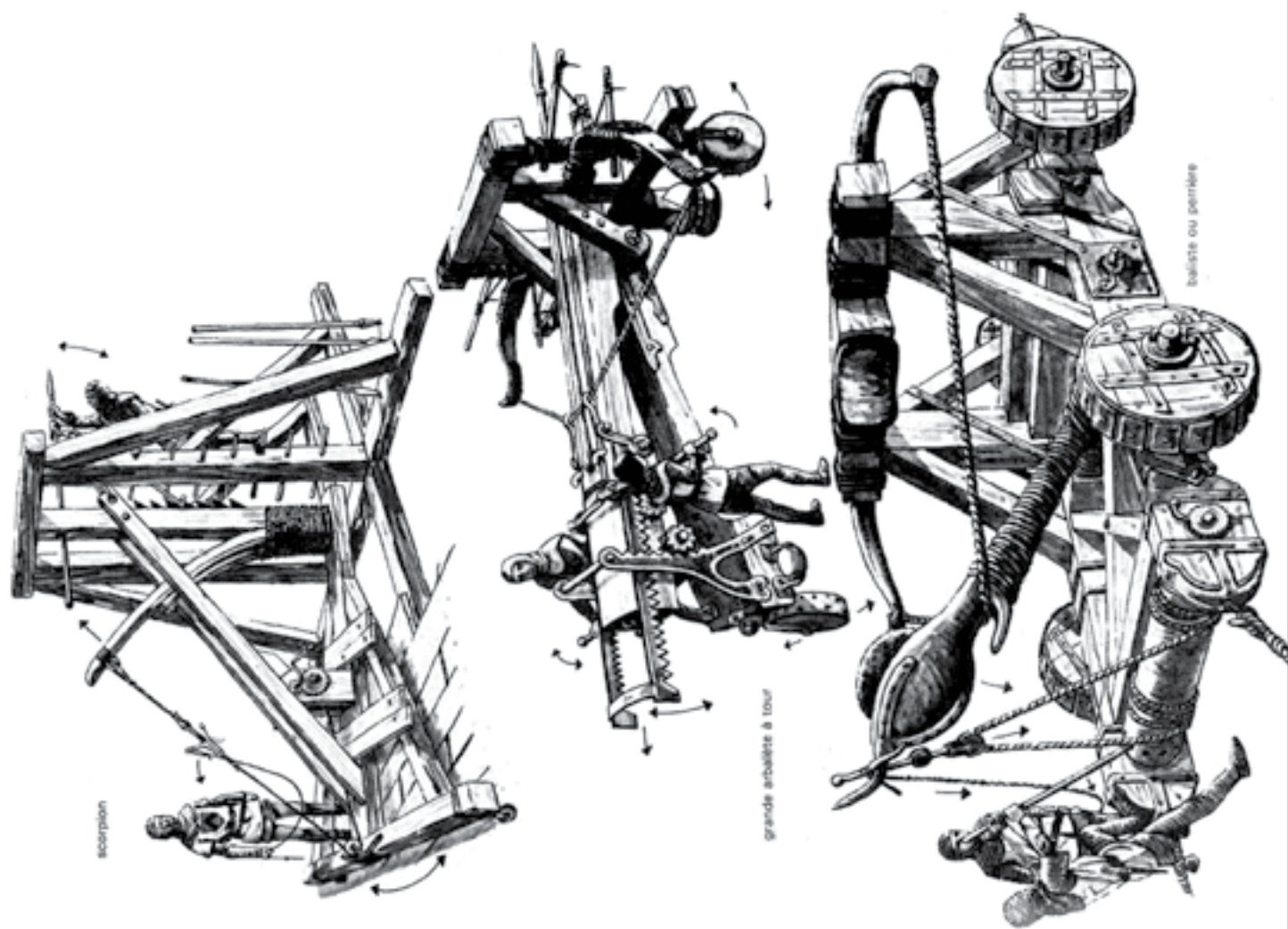


baliste



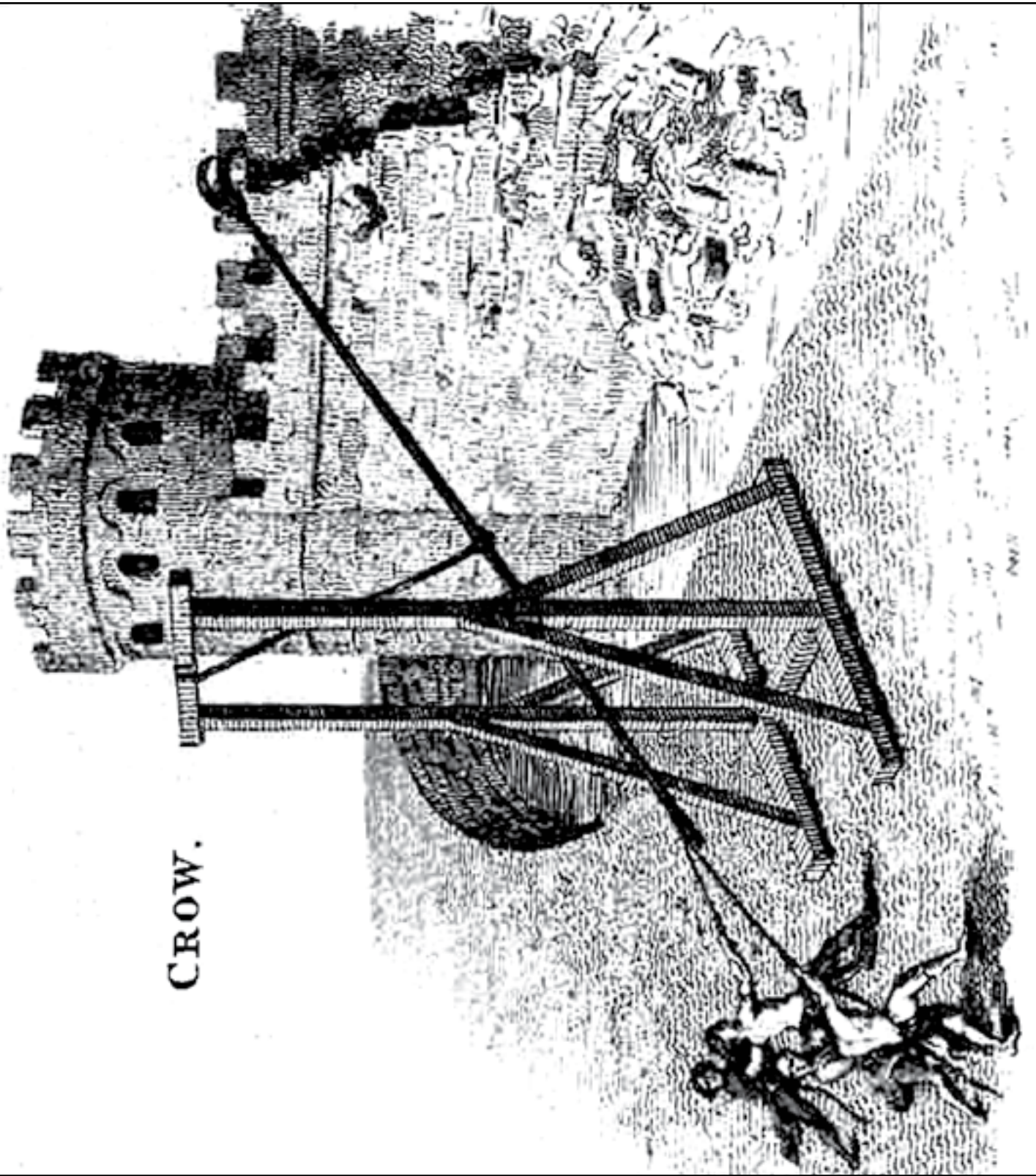
catapulte








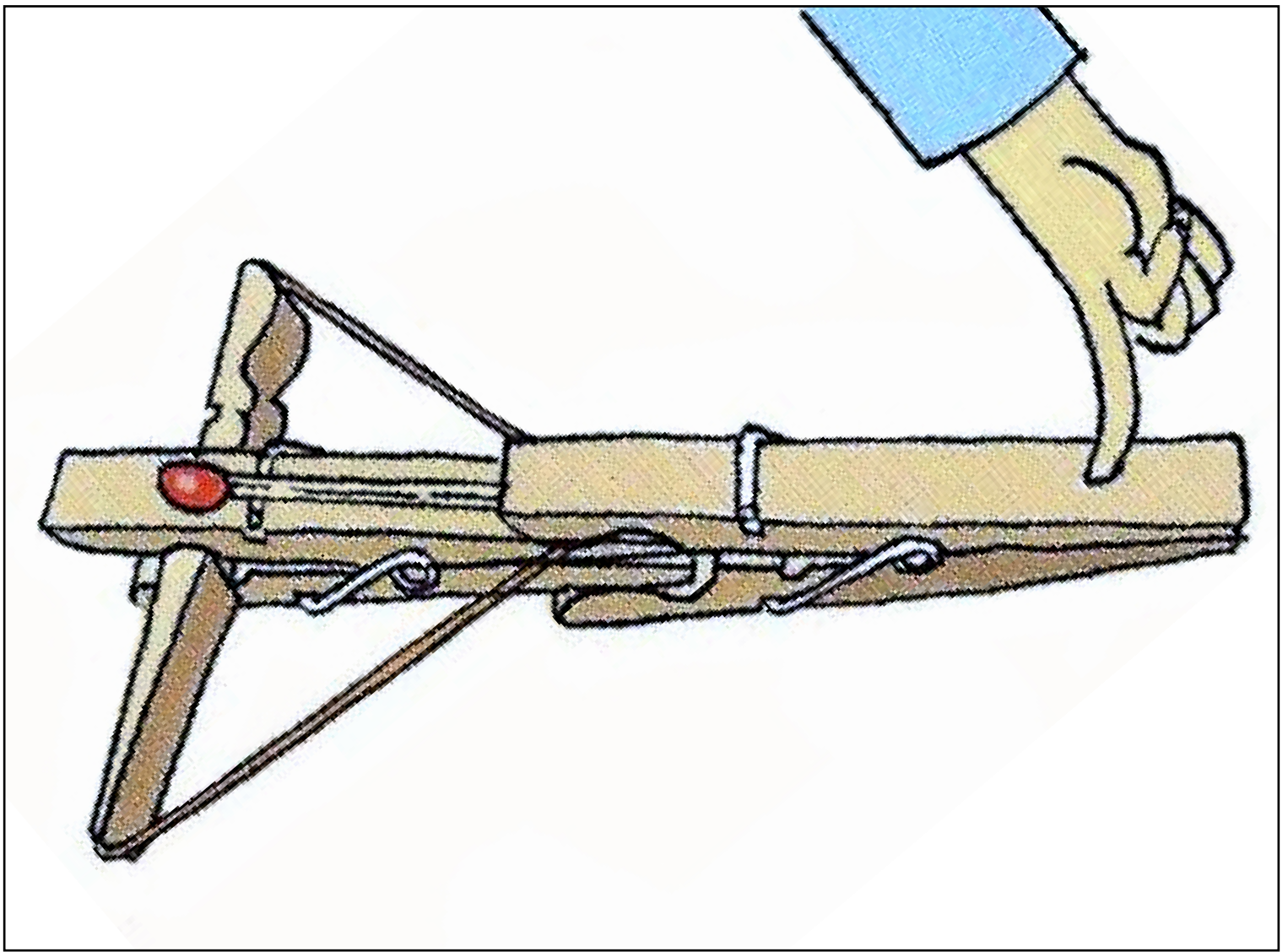
CROW.





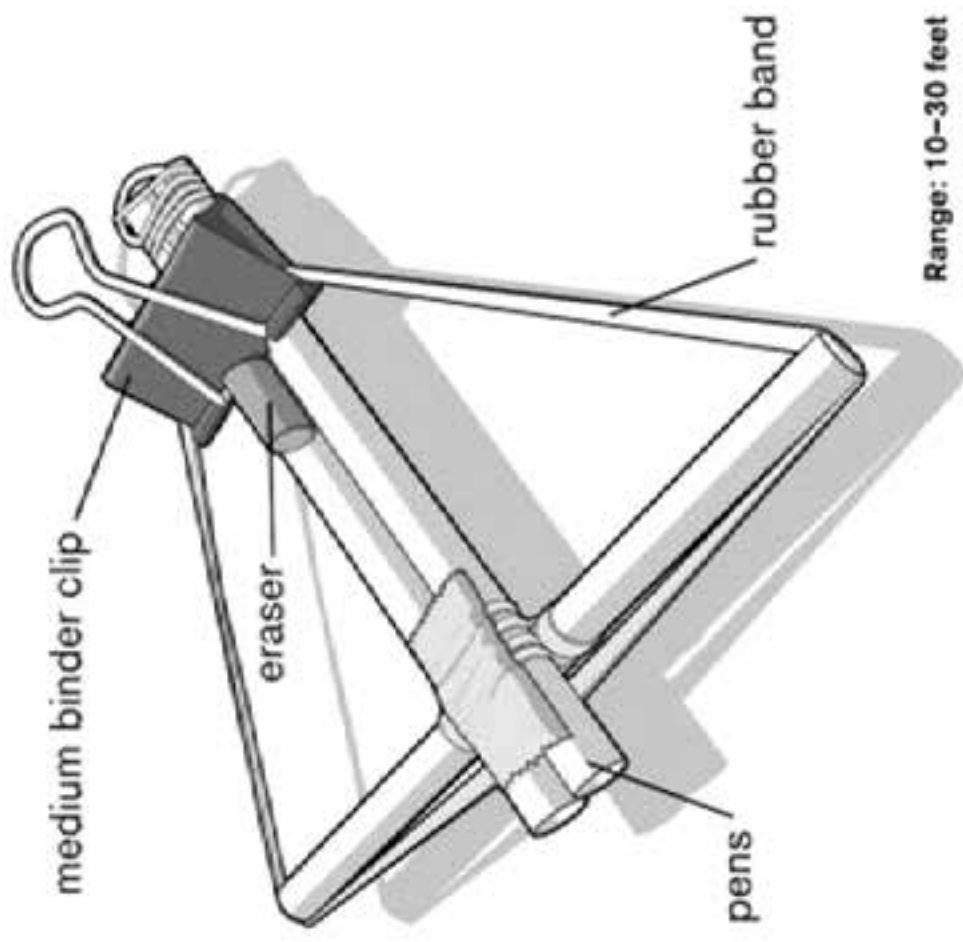








# CLIP CROSSBOW




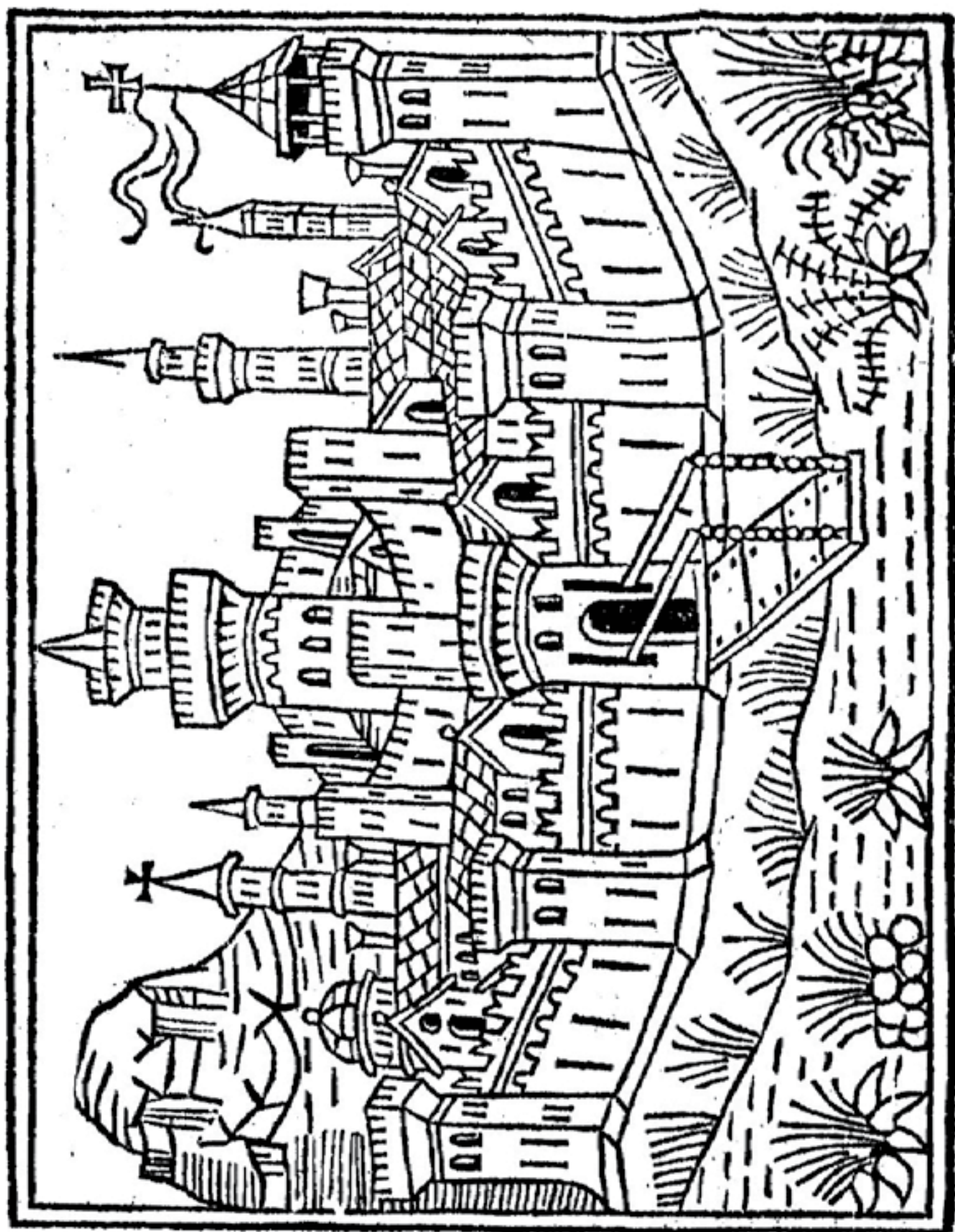
Range: 10-30 feet
















① LA BARBACANE

② LES LICES

③ LA HERSE

④ LE FOSSÉ

⑤ LE PONT-LEVIS

⑥ LES MÂCHICOU LIS

⑦ LES HOURDS


⑧ LA MEURTRIÈRE

⑨ LA BASSE-COUR


⑩ LE DONJON

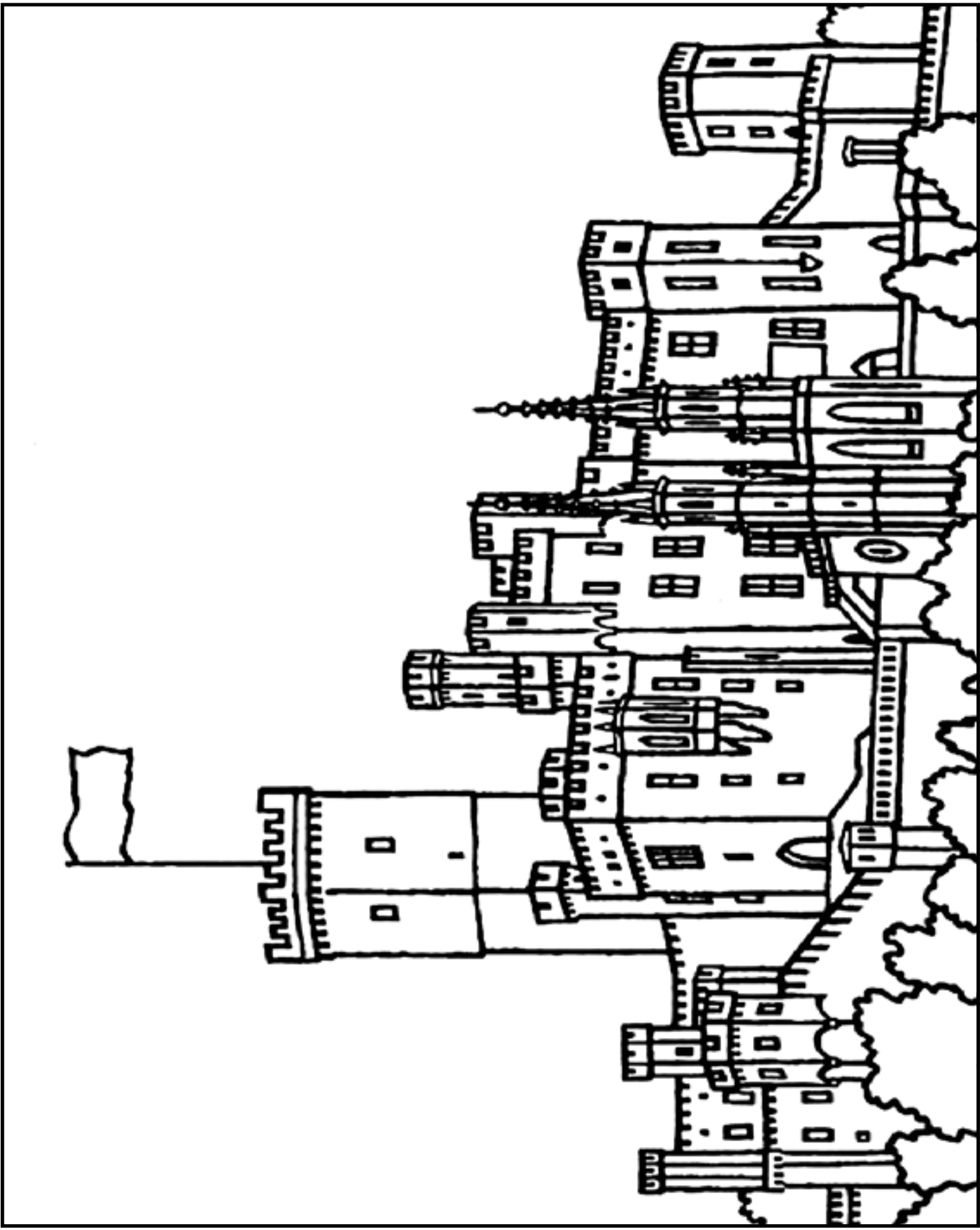
⑪ LA HAUTE-COUR

⑫ LA CHAPELLE












































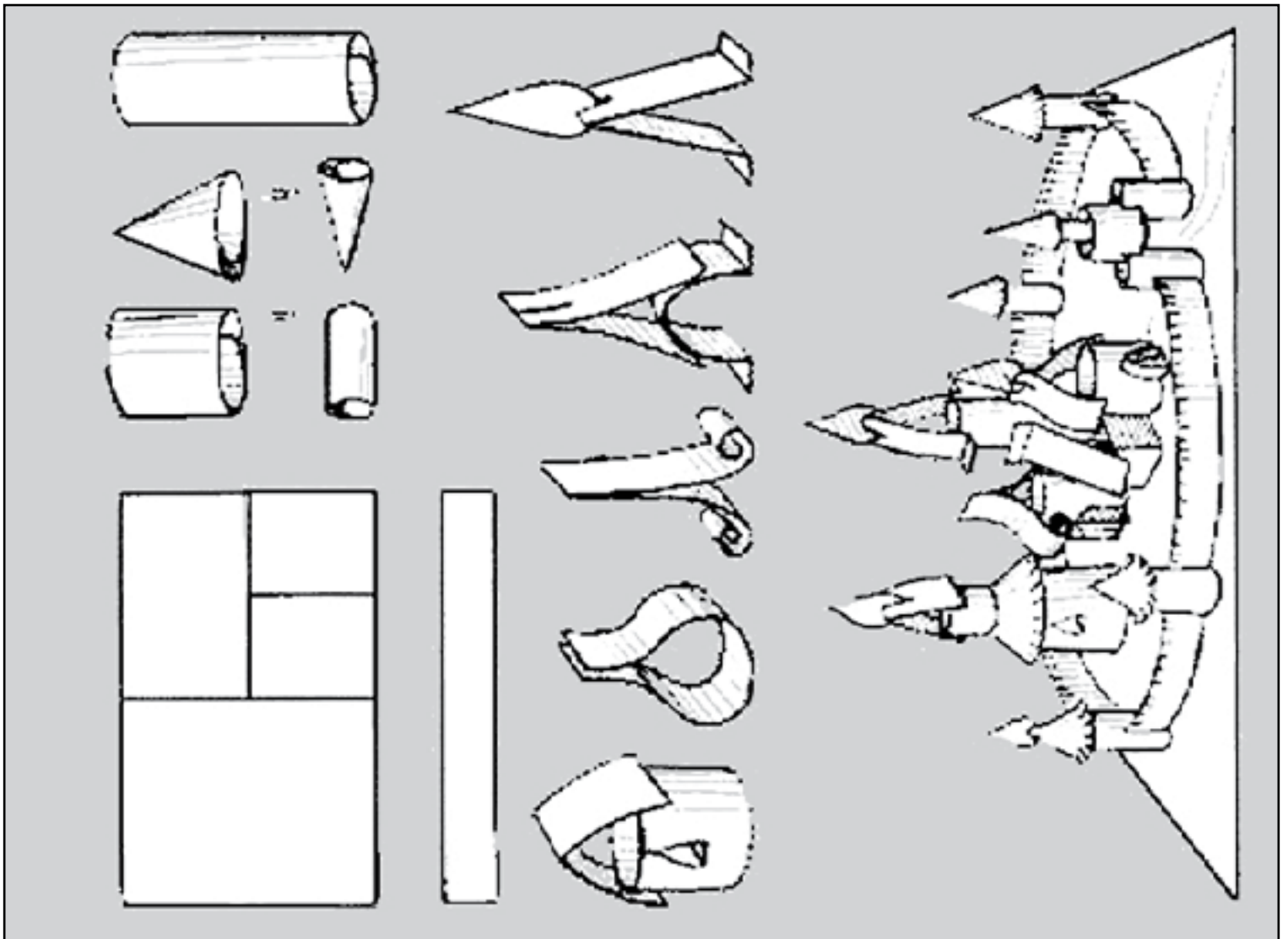



www.familiasocia.ro





















créneaux

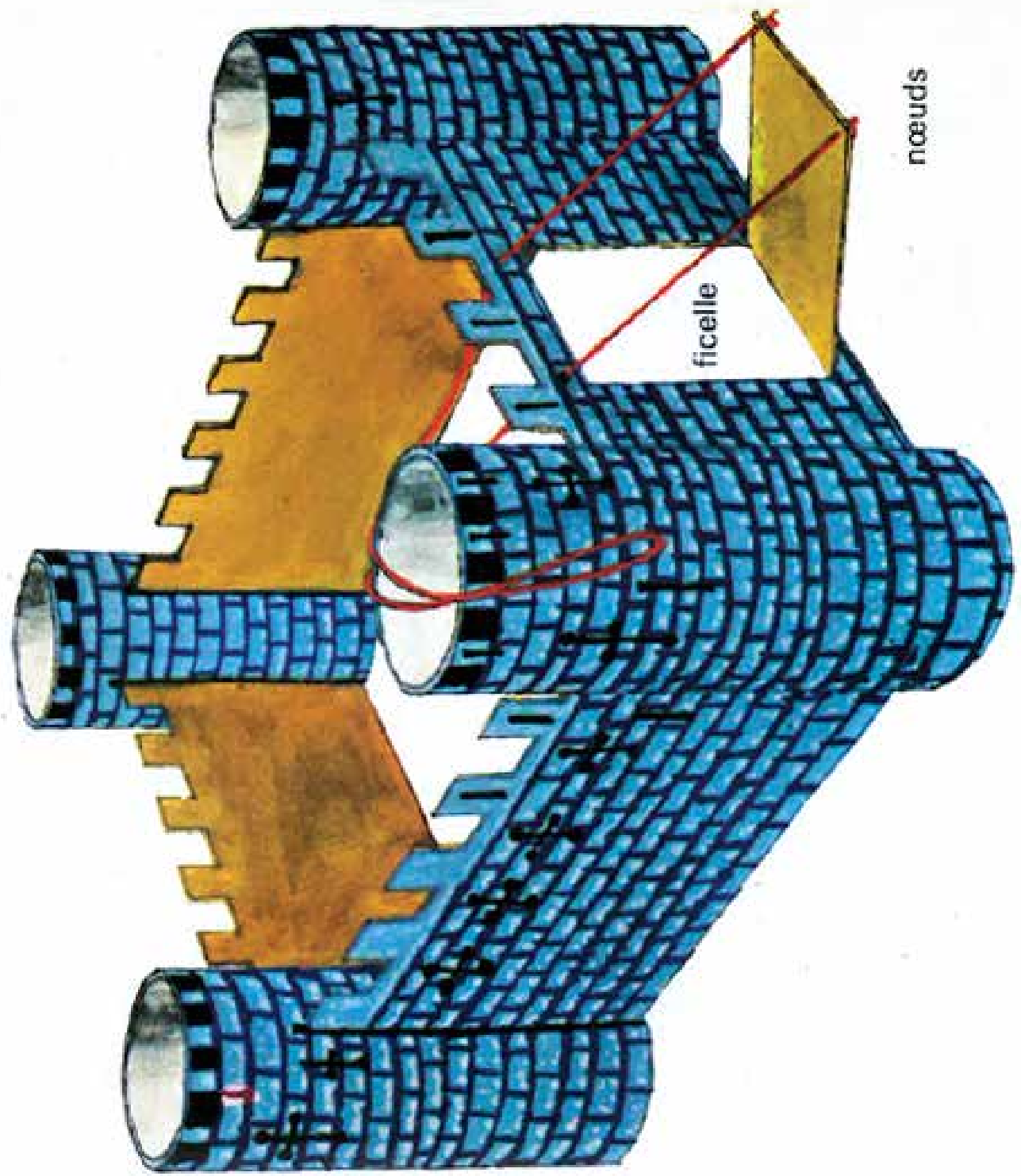


carton découpé



fente

rouleaux en carton



ficelle

nœuds

































MAY




APRIL



NOVEMBRE



APRIL



NOVEMBRE



MARZ



FEBBRAIO



FEBBRAIO



OCTOBRE



Gennaio







GIUGNO



SETTEMBRE













Kasteel  
van Gaasbeek

