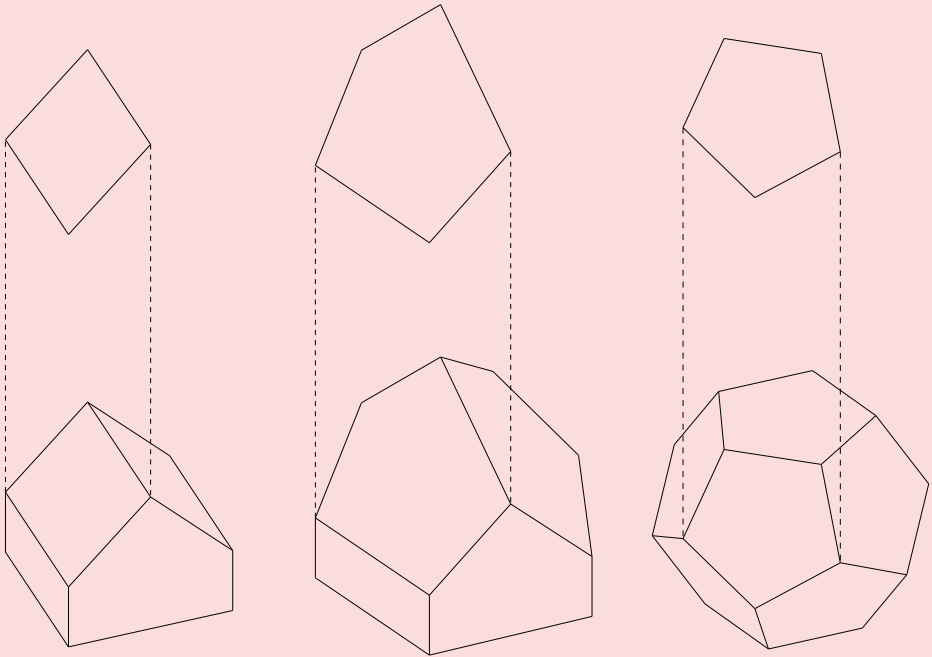


Pentagon



FR La maison pentagonale à Landskouter a été conçue en ajoutant un pignon supplémentaire à une maison classique à quatre pignons (deux pignons et deux pignons plats). C'est ainsi que l'on obtient la maison pentagonale.

Si l'on va plus loin et que l'on pense à une forme dont les faces sont uniquement pentagonales, on obtient un dodécaèdre. Combien de faces compte un dodécaèdre ?

Vous pouvez construire ces trois figures une seule fois : la maison à 4 pignons, celle à 5 pignons et le dodécaèdre. Le code couleur indique à quelle forme appartient le plan.

NL De vijfhoekige woning in Landskouter is ontworpen door aan een klassieke woning met vier gevels (twee puntgevels en twee vlakke gevels) een extra puntgevel toe te voegen. Zo ontstaat het vijfhoekige huis. Als je een stapje verder gaat, en een vorm

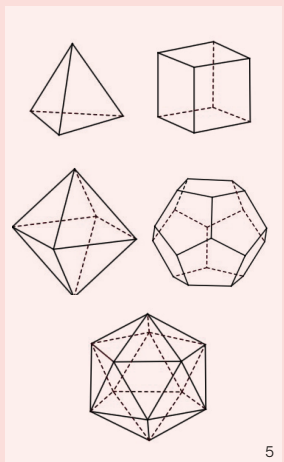


bedenkt met enkel vijfhoekige vlakken, dan krijg je een dodécaèder. Hoeveel vlakken tel je bij een dodécaèder?

Je kan deze drie figuren eens bouwen: de woning met 4 gevels, die met 5 gevels en de dodécaèder. De kleurcode toont bij welke vorm het vlakje hoort.

EN The pentagonal house in Landskouter was designed by adding an additional gable to a classic house with four gables (two gables and two flat gables). This created the pentagonal house.

If you go a step further, and invent a shape with only pentagonal faces, you get one dodecahedron. How many faces do you count in a dodecahedron?

You can build these three figures: the house with 4 facades, the one with 5 facades and the dodecahedron. The color code shows which shape the plane belongs to.



1 Maquette / Model Landskouter © NU architectuuratelier 2 Landskouter, NU architectuuratelier, © Stijn Bollaert 3 Fragment *Melencolia*, polyhedron, Albrecht Dürer 4 Pentagon tunnel, C-mine Expeditie, Genk © Stijn Bollaert 5 figures spatiales / ruimtelijke figuren / spatial figures

Make a Regular Pentagon

You can make a regular pentagon with a strip of paper!

Start with a long strip of paper, make sure it is the same width all along (if you want the pentagon to be regular):



Make a “pretzel” knot with the paper.



Carefully tighten the knot while keeping the paper flat.



.....




Trim off (or fold back) any excess.




All sides are now of equal length, and all angles should be the same too.



Paper strip



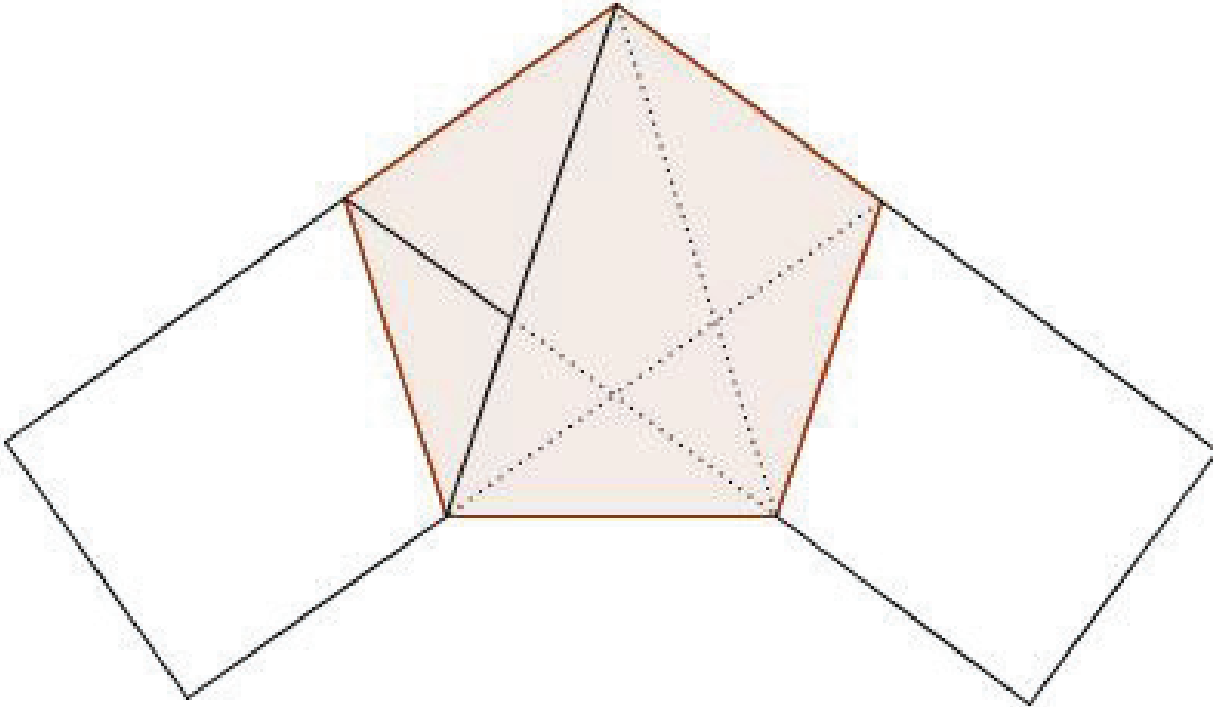
Tie a knot

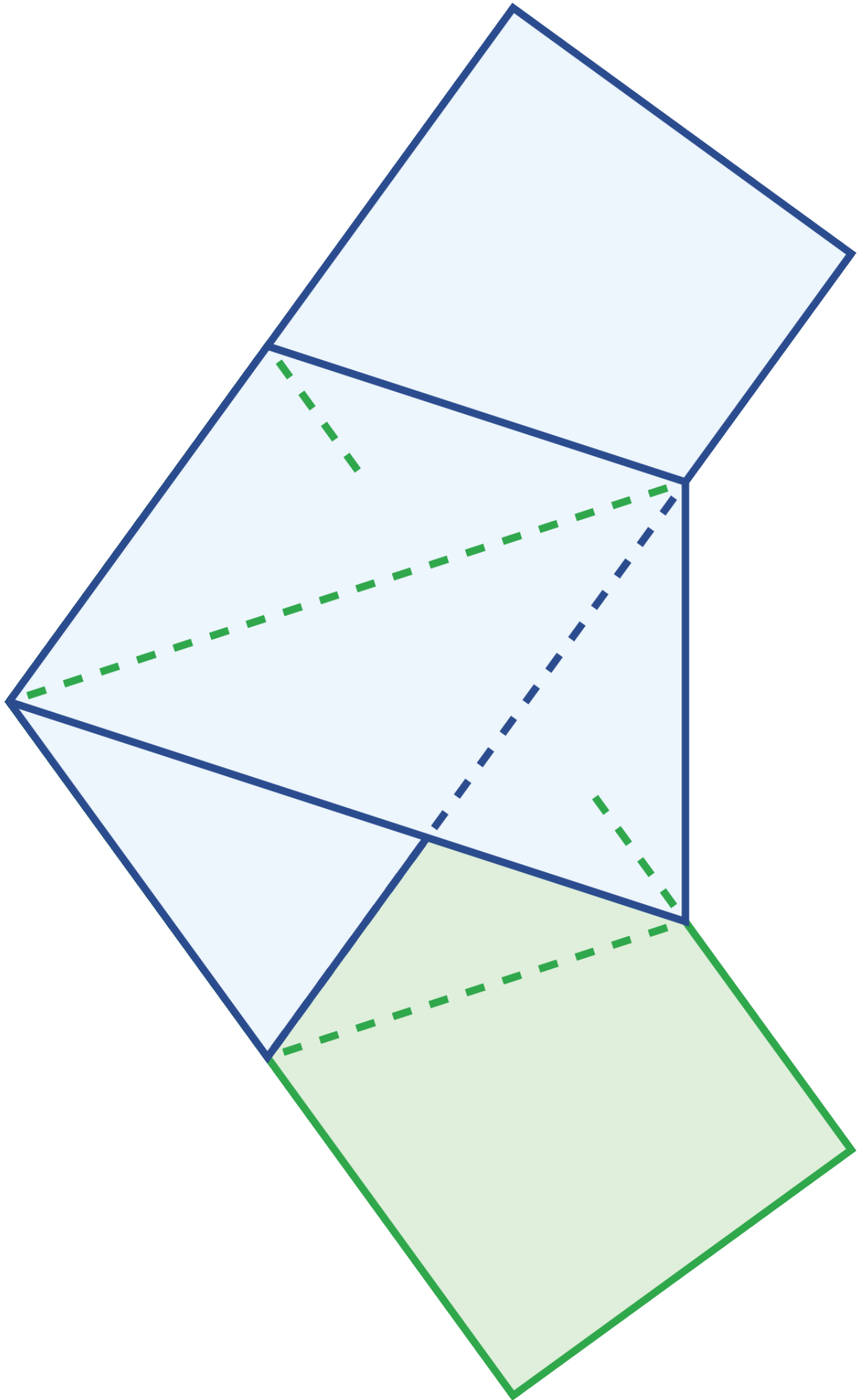


Press flat



Trim

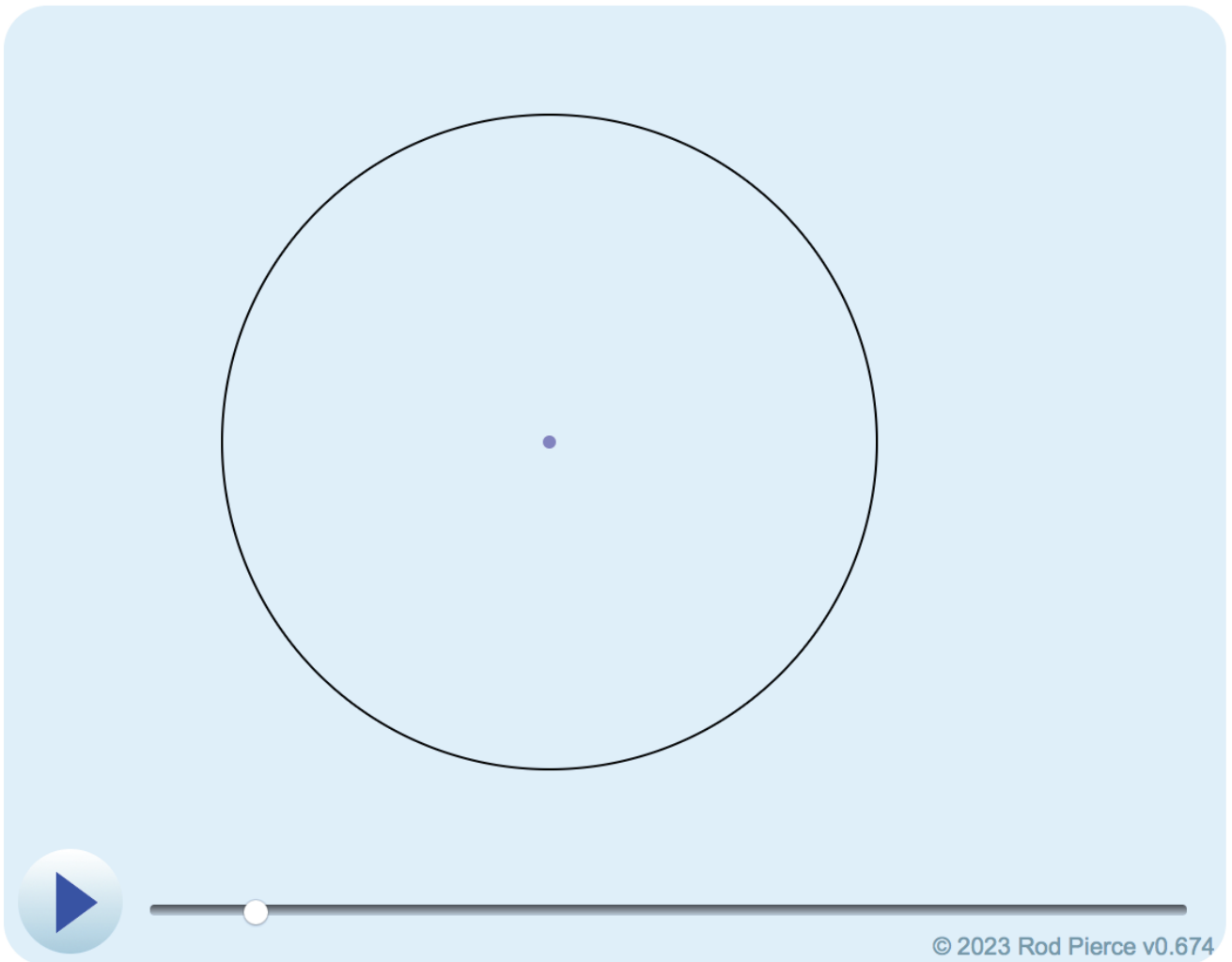






Pentagon


How to construct a [Regular Pentagon](#)
using just a compass and a straightedge




<https://www.mathsisfun.com/geometry/construct-pentagon.html>

HOW TO CONSTRUCT A REGULAR PENTAGON

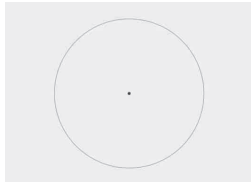
01



02



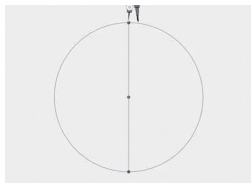
03



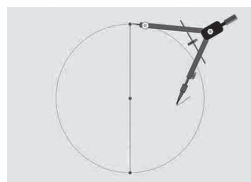
04



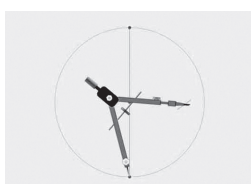
05



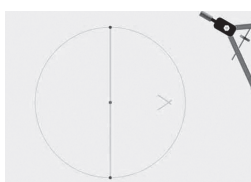
06



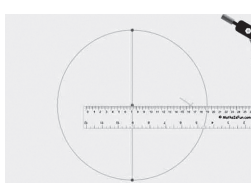
07



08



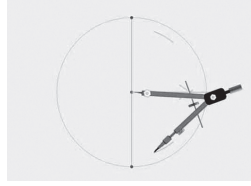
09



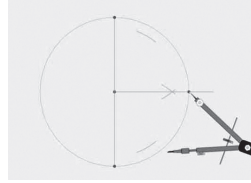
10



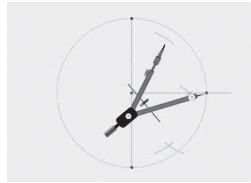
11



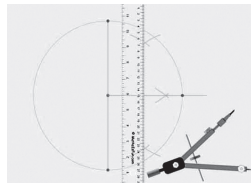
12



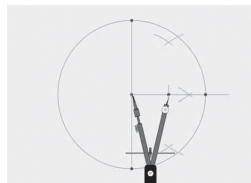
13



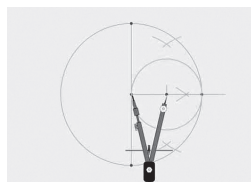
14



15



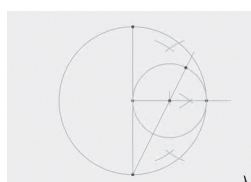
16



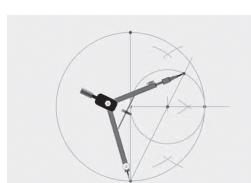
17



18



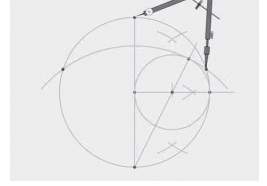
19



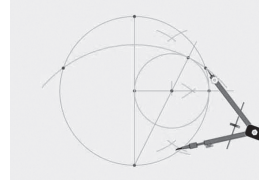
20



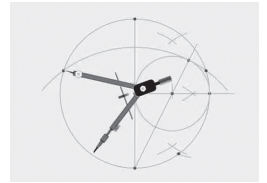
21



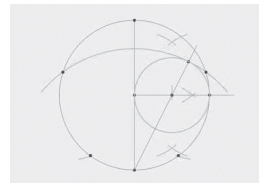
22



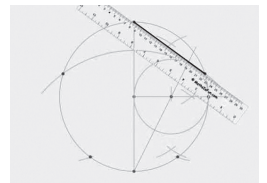
23



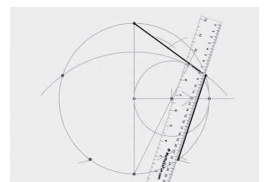
24



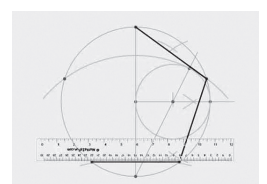
25



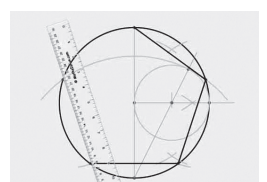
26



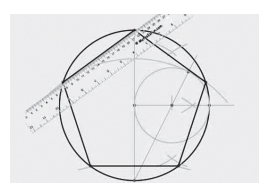
27



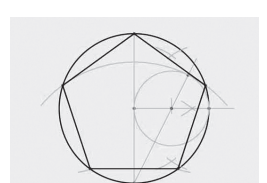
28



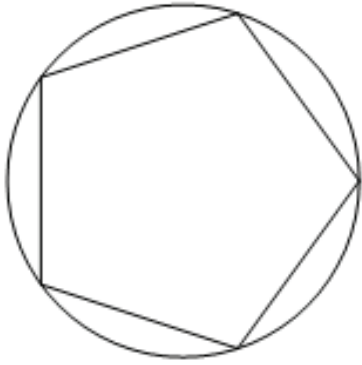
29



30



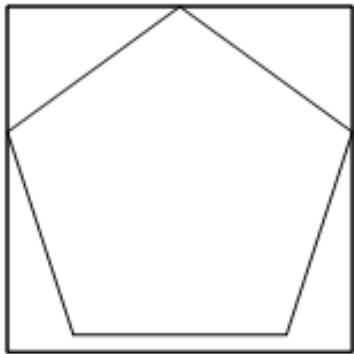
Fold a Pentagon from a Circle



Here is a way to fold a pentagon from a circle that mimics the steps used in a traditional compass and straightedge construction. I took this from Oschene's marvelous blog of origami. The compass and straightedge construction isn't intuitive, but I think that folding removes some of the complexities. It seems like folding such things as angle bisectors and perpendicular lines is more intuitive than constructing them.

<https://www.cutoutfoldup.com/132-fold-a-pentagon-from-a-circle.php>

Fold a Regular Pentagon



A square and a pentagon seem to inhabit different worlds. The square's right angles seem incompatible with the pentagon's interesting shape. At first glance it doesn't seem likely that you could fold one from the other. The saying "You can't get there from here." comes to mind. Yet, through a shared connection with the golden mean, you can create a regular pentagon from a square piece of paper.

<https://www.cutoutfoldup.com/105-fold-a-regular-pentagon.php>





Jacopo de' Barbari: Portrait of Luca Pacioli

<https://commons.wikimedia.org/wiki/File:Pacioli.jpg>

DVODECEDRON PLA
NVS SOLIDVS.

DVODECEDRON PLANV
VACVVS.



SEPTUAGINTA DUARUM
BASIVM SOLIDVM

XXXIX



Alonso de Torres Noves

VIGINTI SEX BASIVM
PLANVS SOLIDVS

XXXV



Alonso de Torres Noves

VECOEDRON PLANVS
SOLIDVS

XXI



Alonso de Torres Noves

DVODECEDRON PLA
NVS SOLIDVS

XXII



Alonso de Torres Noves

.CV

DVODECEDRON PLANVS
VACVVS

XXXII



Alonso de Torres Noves

.CII

VECOEDRON PLANVS
VACVVS

XXII



Alonso de Torres Noves

VIGINTI SEX BASIVM
VACVVS

XXXVII



VIGINTI SEX BASIVM
PLANVS VACVVS

XXXVI

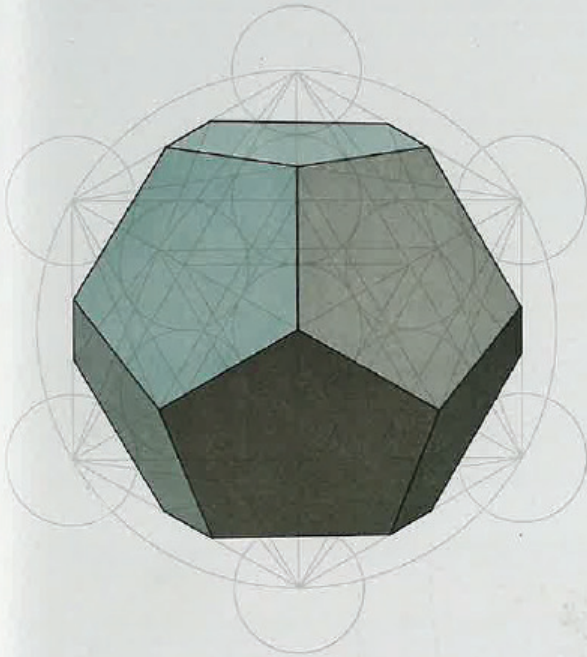


SEPTUAGINTA DUARUM
BASIVM VACVVM

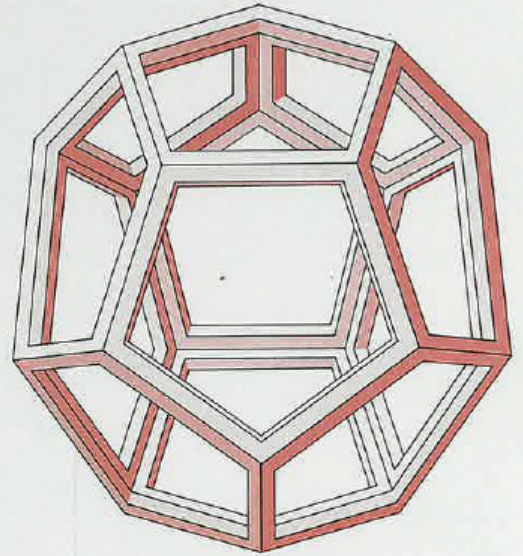
XI



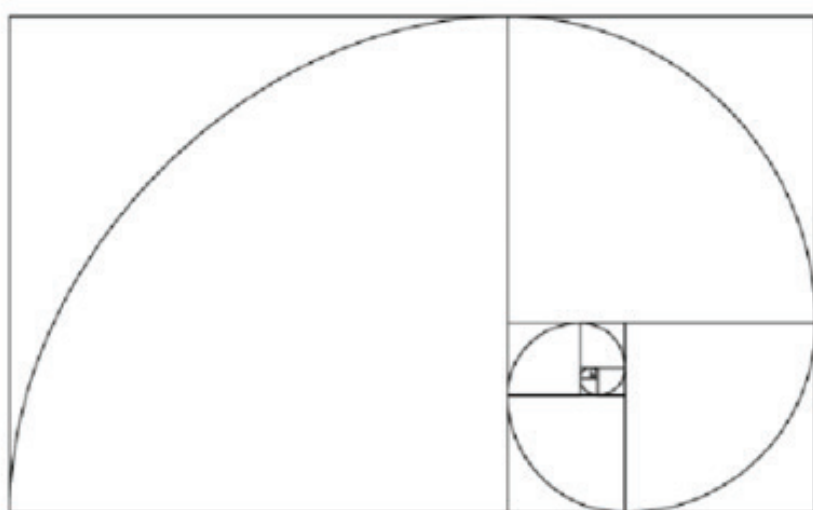
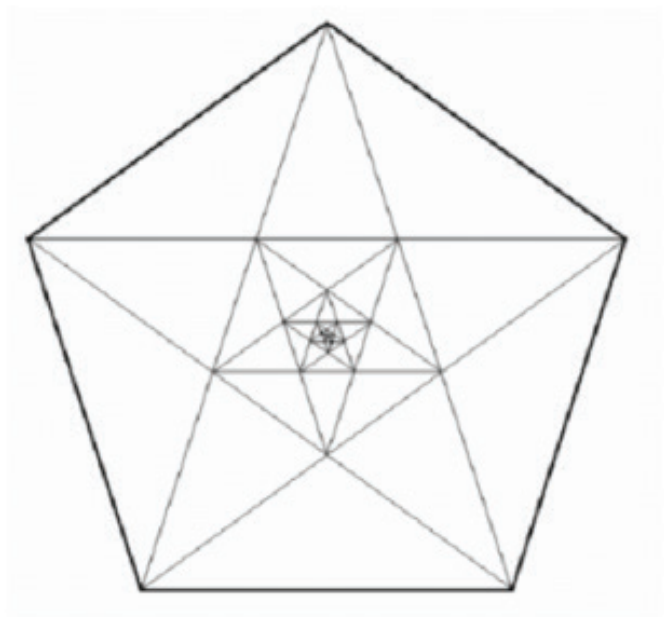
Alonso de Torres Noves



It is a strange phenomenon to have so little to say about the part of *The Elements* that elicits the most visceral feelings within me. I suppose that if there is ever a moment to be quiet, it is when you find yourself in the presence of a dodecahedron (or two). In its monumentality, its elegant balance of static activity, the dodecahedron is not to be lectured on but listened to. What I hear when I listen is nothing but a deep, resonating silence. It offers no commentary. It exists, it is undeniable, and whatever meaning a dodecahedron may contain is bound up within itself,

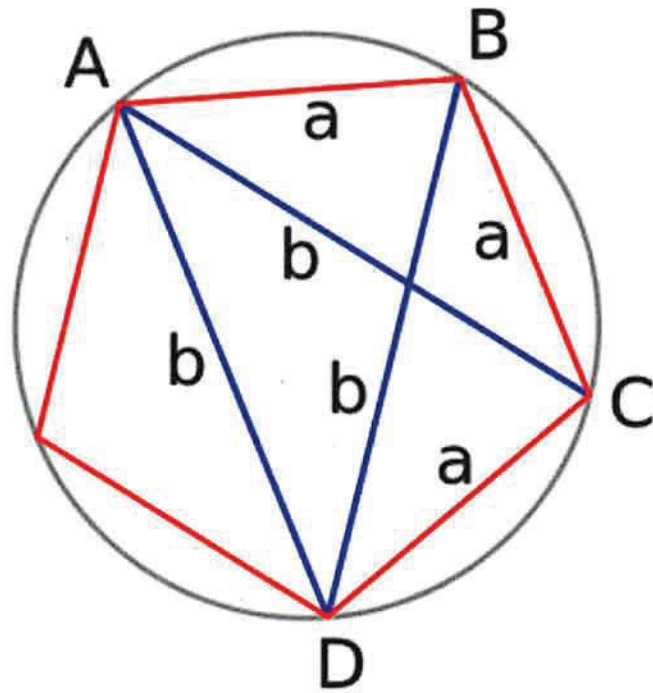


inaccessible and, ultimately, unnecessary. Similarly to how my utopian towns eased my adolescent mind, when I see a dodecahedron I am overcome with calm. I suppose it is feelings such as these that motivate people to seek out a deeper truth concealed within form. The greatest truth that I have discerned from the dodecahedron is that it means absolutely nothing beyond the simple, irreducible fact of its own existence. It is precisely what it is, without pretense or apology. There are few things, in my experience, that can claim so much, so eloquently.




Left: The diagonals of a pentagon form a pentagram. The intersections of the pentagram form a smaller pentagon. Draw again the diagonals of the smaller pentagon, ad infinitum. Right: Draw a square inside a golden rectangle. Inside the smaller rectangle, draw another square, ad infinitum. A logarithmic spiral is formed by linking the opposed corners of the squares by a continuous curved line).

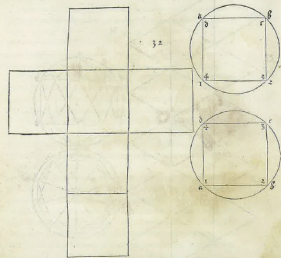
The pentagram and pentagon shapes also hold the golden ratio.



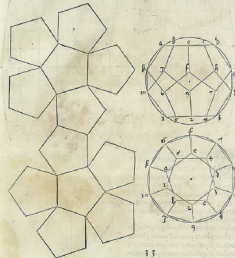
"Ptolemy Pentagon" by en>User:Dicklyon - Own work by en>User:Dicklyon. Licensed under Public Domain via Wikimedia Commons



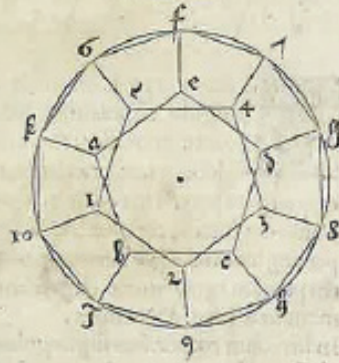
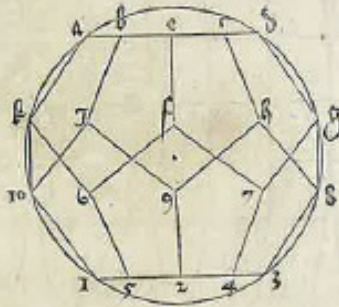
"Pentagram-phi" by Jamiemichelle at English Wikipedia - Transferred from en.wikipedia to Commons.. Licensed under Public Domain via Wikimedia Commons



Vincum octo & circulus sui superficies irrogenti & si duo
 sunt superficies planarum, pentagonorum, & si quatuor
 triangulorum aequalium, ut supra in octavo libro, quatuor
 sunt ad se parum, deinde compellunt, ut hinc locum, si re-
 rum ordinem omnia subterpre.



Plera aut globus quando per meridianas lines difficatur, & in pla-
 no collocatur, formam pectinis accipit, quemadmodum id sphaerice
 & apertum subterpre.



33



Plera aut globus quando per meridianas lines difficatur, & in pla-
 no collocatur, formam pectinis accipit, quemadmodum id sphaerice
 & apertum subterpre.

N iii